

# The automultiplechoice package\*

Alexis Bienvenue  
paamc@passoire.fr

November 25, 2015

## Abstract

This package helps designing multiple choice exams ready for automated marking from papers scans.

Answers and questions are optionally shuffled, creating different sheets for every student.

## 1 Introduction

The package `automultiplechoice` helps formatting multiple choice questionnaires with automated marking from papers scans in mind:

- The package can produce different copies of the question sheet for each student, optionally shuffling answers and questions for each student.
- Markers can be printed on each sheet, so as to be able to analyse scans after examination. All the needed information about the position of the markers and the boxes to be checked by the students is given in an auxiliary file during  $\text{\LaTeX}$  run.

See Auto Multiple Choice (AMC) software (<http://home.gna.org/auto-qcm/>) for an integration of this package, with user interface for automated marking.

## 2 Samples

We begin with several samples to see what can be done with the `automultiplechoice` package. All `automultiplechoice` commands and options will be detailed further.

For all these samples, two sets of questions are used: a group of geography questions, and a group of history questions. These are defined in a common  $\text{\LaTeX}$  file named `questions.tex`:

```
\element{geography}{  
  \begin{question}{Ghana}  
    What is the capital of Ghana?  
    \begin{choiceshoriz}  
      \correctchoice{Accra}
```

---

\*This document corresponds to version *Revision* : 431 from AMC 1.2.1

```

        \wrongchoice{Addis Abeba}
        \wrongchoice{Ankara}
        \wrongchoice{Apia}
    \end{choiceshoriz}
\end{question}
}

\element{geography}{
    \begin{question}{Thailand}
        What is the capital of Thailand?
        \begin{choiceshoriz}
            \correctchoice{Bangkok}
            \wrongchoice{Banjul}
            \wrongchoice{Beijing}
            \wrongchoice{Beirut}
            \wrongchoice{Berlin}
        \end{choiceshoriz}
    \end{question}
}

\element{geography}{
    \begin{question}{Egypt}
        What is the capital of Egypt?
        \begin{choices}
            \correctchoice{Cairo}
            \wrongchoice{Caracas}
            \wrongchoice{Cayenne}
            \wrongchoice{Chisinau}
            \wrongchoice{Conakry}
        \end{choices}
    \end{question}
}

\element{geography}{
    \begin{question}{Ireland}
        What is the capital of Ireland?
        \begin{multicols}{3}
            \begin{choices}
                \correctchoice{Dublin}
                \wrongchoice{Dili}
                \wrongchoice{Djibouti}
                \wrongchoice{Doha}
                \wrongchoice{Dakar}
                \wrongchoice{Dhaka}
            \end{choices}
        \end{multicols}
    \end{question}
}

```

```

\end{question}
}

\element{history}{
\begin{questionmult}{1901}
Which of the following events are taking place during the year
1901?
\begin{choices}
\correctchoice{Funeral of Queen Victoria in London}
\correctchoice{Official end of the Caste War of Yucat'an}
\wrongchoice{King George of Greece becomes absolute monarch of Crete}
\wrongchoice{The first line of the Paris M'etro is opened}
\end{choices}
\end{questionmult}
}

\element{history}{
\begin{questionmult}{1850}
Which of the following events are taking place during the year
1850?
\begin{choices}
\correctchoice{American Express is founded by Henry Wells & William Fargo}
\wrongchoice{Napoleon Bonaparte crosses the Alps and invades Italy}
\wrongchoice{Kwang-su becomes emperor of China}
\wrongchoice{First horse-drawn omnibuses established in London}
\end{choices}
\end{questionmult}
}

\element{history}{
\begin{questionmult}{1971}
Which of the following events are taking place during the year
1971?
\begin{choices}
\correctchoice{Apollo 14 lands on the Moon}
\correctchoice{The Soviet Union launches Salyut 1}
\correctchoice{Death of Louis Armstrong}
\wrongchoice{The first commercial Concorde flight takes off}
\end{choices}
\end{questionmult}
}

```

We will ask automultiplechoice package to include two geography questions and two history questions at random for each student, shuffling questions and answers, with the following code:

```

\cleargroup{all}
\shufflegroup{geography}

```

```

\copygroup[2]{geography}{all}
\shufflegroup{history}
\copygroup[2]{history}{all}
\shufflegroup{all}
\insertgroup{all}

```

You can read these commands as “clear group `all`, shuffle questions inside group `geography` and copy the first two to group `all`, do the same for group `history`, shuffle the four questions copied into `all` and print them”.

## 2.1 Standard layout

A set of 30 students sheets can be produced from the following L<sup>A</sup>T<sub>E</sub>X source named `sample-amc.tex`:

```

\documentclass{article}
\usepackage{automultiplechoice}
\usepackage{multicol}
\begin{document}

\input{questions.tex}

\onecopy{30}{

\noindent{\bf AMC \hfill SAMPLE TEST}

\vspace{3ex}

```

For this test, package `{\sf automultiplechoice}` is used without any option. Page markers are printed in view of an automated marking from papers scans. DRAFT indications can be cancelled using `{\tt nowatermark}` option.

Commands from `{\sf automultiplechoice}` are used to print, for each student, two geography questions and two history questions, at random. Questions and answers are shuffled.

```

\vspace{3ex}

\cleargroup{all}

\shufflegroup{geography}
\copygroup[2]{geography}{all}
\shufflegroup{history}
\copygroup[2]{history}{all}
\shufflegroup{all}
\insertgroup{all}

}

```

`\end{document}`

producing a 30-pages document (every page has number 1), from which we show the first pages on page 8.

Note that “DRAFT” indications can be cancelled using option `nowatermark`, or using AMC software.

You can see on each page markers that can be used for automated completed answer sheets scans analysis:

- Four circles ● are printed in the corners, to be able to analyse any rotation or scaling of the scans.
- Binary boxes are printed in the header area, so as to be able to read student sheet number and page number. On page 2 for example, you can see that these binary boxes are coding 2/1/59:



Here, 2 is the student sheet number, 1 is the page number for this student, and 59 is a checking value that can be used for checking correct identification from a scan.

If you also use `calibration` option, `automultiplechoice` will produce a `.xy` file with informations about the exact position in the page of all the markers, and all the boxes. This option is automatically set by AMC software, which then use the information in the `.xy` file for automated marking.

## 2.2 Separate answer sheet

In some situations, you may need a separate answer sheet:

- this makes cheating even more difficult;
- this can reduce the number of pages to scan.

This is done using `separateanswersheet` option of `automultiplechoice` package. You also have to use commands `\AMCformBegin` to indicate the beginning of this separate answer sheet (usually after a `\clearpage` or `\AMCcleardoublepage` command), and `\AMCform` to insert the form to be completed by the students, as in the following example (`sample-separate.tex`):

```
\documentclass{article}
\usepackage[separateanswersheet]{automultiplechoice}
\usepackage{multicol}
\begin{document}

\input{questions.tex}

\onecopy{30}{
```

```
\noindent{\bf AMC \hfill SAMPLE TEST}
```

```
\vspace{3ex}
```

For this test, package `{\sf automultiplechoice}` is used with `{\tt separateanswersheet}` option, so that all answers are to be filled on a separate sheet by students. Page markers are printed in view of an automated marking from papers scans. DRAFT indications can be cancelled using `{\tt nowatermark}` option.

Commands from `{\sf automultiplechoice}` are used to print, for each student, two geography questions and two history questions, at random. Questions and answers are shuffled.

```
\vspace{3ex}
```

```
\cleargroup{all}
```

```
\shufflegroup{geography}
```

```
\copygroup[2]{geography}{all}
```

```
\shufflegroup{history}
```

```
\copygroup[2]{history}{all}
```

```
\shufflegroup{all}
```

```
\insertgroup{all}
```

```
\clearpage
```

```
\AMCformBegin
```

This is the answer sheet: all answers are to be ticked on this page to be taken into account.

```
\vspace{2ex}
```

```
\AMCform
```

```
}
```

```
\end{document}
```

First pages of the result are shown on page 9. There are now 2 pages per student: the first with questions, and the second for answers. Only the second will be completed by the students, and scanned for analysis.

## 2.3 Without markers

With the `nopage` option, package `automultiplechoice` does not include any page markers for scan processing. I'm afraid you can't use any automated marking software with this layout, but you can


still use answer sheet and corrected answer sheet (option `indivanswers` , added here) for a manual marking...

The L<sup>A</sup>T<sub>E</sub>X source `sample-plain.tex` that only differs from `sample-amc.tex` by its options passed to `automultiplechoice`:

```
\usepackage[nopage,indivanswers]{automultiplechoice}
```

produces a 30-pages document, from which we show the first pages on page 10.

First pages from L<sup>A</sup>T<sub>E</sub>X source detailed in section 2.1 – see sample-amc.pdf

•  • +1/1/50+

AMC SAMPLE TEST

For this test, package `automultiplechoice` is used without any option. Page markers are printed in view of an automated marking from papers scans. DRAFT indications can be cancelled using `nowatermark` option.

Commands from `automultiplechoice` are used to print, for each student, two geography questions and two history questions, at random. Questions and answers are shuffled.

**Question 1 ▲** Which of the following events are taking place during the year 1971?

☐ The Soviet Union launches Salyut 1  
☐ The first commercial Concorde flight takes off  
☐ Death of Louis Armstrong  
☐ Apollo 14 lands on the Moon

**Question 2** What is the capital of Egypt?

☐ Cayenne  
☐ Caracas  
☐ Cairo  
☐ Conakry  
☐ Chisinau


**Question 3 ▲** Which of the following events are taking place during the year 1850?

☐ Napoleon Bonaparte crosses the Alps and invades Italy  
☐ First horse-drawn omnibuses established in London  
☐ American Express is founded by Henry Wells & William Fargo  
☐ Kwing-en becomes emperor of China

**Question 4** What is the capital of Ghana?

☐ Accra ☐ Addis Ababa ☐ Ankara ☐ Apia

• For your examination, preferably print documents compiled from `automultiple-choice`. •

•  • +2/1/50+

AMC SAMPLE TEST

For this test, package `automultiplechoice` is used without any option. Page markers are printed in view of an automated marking from papers scans. DRAFT indications can be cancelled using `nowatermark` option.

Commands from `automultiplechoice` are used to print, for each student, two geography questions and two history questions, at random. Questions and answers are shuffled.

**Question 1 ▲** Which of the following events are taking place during the year 1901?

☐ The first line of the Paris Metro is opened  
☐ Official end of the Crime War of Vietnam  
☐ King George of Greece becomes absolute monarch of Crete  
☐ Funeral of Queen Victoria in London

**Question 2** What is the capital of Ireland?

☐ Djibouti ☐ Dhaka ☐ Doha  
☐ Dublin ☐ Dili ☐ Dakar


**Question 3** What is the capital of Ghana?

☐ Apia ☐ Accra ☐ Addis Ababa ☐ Ankara

**Question 4 ▲** Which of the following events are taking place during the year 1850?

☐ Napoleon Bonaparte crosses the Alps and invades Italy  
☐ First horse-drawn omnibuses established in London  
☐ American Express is founded by Henry Wells & William Fargo  
☐ Kwing-en becomes emperor of China

• For your examination, preferably print documents compiled from `automultiple-choice`. •

•  • +3/1/50+

AMC SAMPLE TEST

For this test, package `automultiplechoice` is used without any option. Page markers are printed in view of an automated marking from papers scans. DRAFT indications can be cancelled using `nowatermark` option.

Commands from `automultiplechoice` are used to print, for each student, two geography questions and two history questions, at random. Questions and answers are shuffled.

**Question 1 ▲** Which of the following events are taking place during the year 1971?

☐ The first commercial Concorde flight takes off  
☐ Apollo 14 lands on the Moon  
☐ The Soviet Union launches Salyut 1  
☐ Death of Louis Armstrong

**Question 2 ▲** Which of the following events are taking place during the year 1850?

☐ First horse-drawn omnibuses established in London  
☐ Kwing-en becomes emperor of China  
☐ Napoleon Bonaparte crosses the Alps and invades Italy  
☐ American Express is founded by Henry Wells & William Fargo


**Question 3** What is the capital of Ireland?

☐ Dhaka ☐ Doha ☐ Dakar  
☐ Dili ☐ Dublin ☐ Djibouti

**Question 4** What is the capital of Thailand?

☐ Beijing ☐ Banja ☐ Bangkok ☐ Beirut ☐ Berlin

• For your examination, preferably print documents compiled from `automultiple-choice`. •

•  • +4/1/50+

AMC SAMPLE TEST

For this test, package `automultiplechoice` is used without any option. Page markers are printed in view of an automated marking from papers scans. DRAFT indications can be cancelled using `nowatermark` option.

Commands from `automultiplechoice` are used to print, for each student, two geography questions and two history questions, at random. Questions and answers are shuffled.

**Question 1 ▲** Which of the following events are taking place during the year 1971?

☐ The Soviet Union launches Salyut 1  
☐ Apollo 14 lands on the Moon  
☐ Death of Louis Armstrong  
☐ The first commercial Concorde flight takes off

**Question 2** What is the capital of Egypt?

☐ Cayenne  
☐ Caracas  
☐ Cairo  
☐ Conakry  
☐ Chisinau

**Question 3 ▲** Which of the following events are taking place during the year 1850?

☐ American Express is founded by Henry Wells & William Fargo  
☐ Napoleon Bonaparte crosses the Alps and invades Italy  
☐ First horse-drawn omnibuses established in London  
☐ Kwing-en becomes emperor of China

**Question 4** What is the capital of Ireland?

☐ Djibouti ☐ Dhaka ☐ Dakar  
☐ Dili ☐ Doha ☐ Dublin

• For your examination, preferably print documents compiled from `automultiple-choice`. •

First pages from L<sup>A</sup>T<sub>E</sub>X source detailed in section 2.2 – see sample-separate.pdf

+1/1/60+

AMC

SAMPLE TEST

For this test, package `automultiplechoice` is used with `separateanswerssheet` option, so that all answers are to be filled on a separate sheet by students. Page numbers are printed in view of an automated marking from paper scans. DRAFT indications can be cancelled using `noutemasters` option.

Commands from `automultiplechoice` are used to print, for each student, two geography questions and two history questions, at random. Questions and answers are shuffled.

**Question 1 ▲** Which of the following events are taking place during the year 1971?

- ☐ A The Soviet Union launches Salyut 1
- ☐ B The first commercial Concorde flight takes off
- ☐ C Death of Louis Armstrong
- ☐ D Apollo 14 lands on the Moon

**Question 2 ▲** What is the capital of Egypt?

- ☐ A Cayenne
- ☐ B Caracas
- ☐ C Cairo
- ☐ D Cransbury
- ☐ E Chisinau


**Question 3 ▲** Which of the following events are taking place during the year 1850?

- ☐ A Napoleon Bonaparte crosses the Alps and invades Italy
- ☐ B First horse-drawn omnibuses established in England
- ☐ C American Express is founded by William Wells & William Fargo
- ☐ D Hongkong becomes "Empire of China"

**Question 4 ▲** What is the capital of Ghana?

- ☐ A Accra
- ☐ B Addis Ababa
- ☐ C Ankara
- ☐ D Apia

For your examination, preferably print documents compiled from `automultiple-choice`.



•1/2/59•

This is the answer sheet: all answers are to be ticked on this page to be taken into account.

Question 1: 

|   |   |   |   |
|---|---|---|---|
| A | B | C | D |
|---|---|---|---|

Question 2: 

|   |   |   |   |
|---|---|---|---|
| A | B | C | D |
|---|---|---|---|

|   |
|---|
| E |
|---|

Question 3: 

|   |   |   |   |
|---|---|---|---|
| A | B | C | D |
|---|---|---|---|

Question 4: 

|   |   |   |   |
|---|---|---|---|
| A | B | C | D |
|---|---|---|---|

DRAFT

For your examination, preferably print documents compiled from auto-multiple-choice.

\*2/1/88\*

AMC

SAMPLE TEST

For this test, package automultiplechoice is used with `separatanswersheet` option, so that all answers are to be filled on a separate sheet by students. Page numbers are printed in view of an automated marking from paper answers. DRAFT indications can be cancelled using `noanswers` option.

Commands from `automultiplechoice` are used to print, for each student, two geography questions and two history questions, at random. Questions and answers are shuffled.

**Question 1 ▲** Which of the following events are taking place during the year 1901?

☐ A The first line of the Paris Métro is opened  
☐ B Official end of the Caste War of Vietnam  
☐ C King George of Greece becomes absolute monarch of Crete  
☐ D Plunder of Queen Victoria in London

**Question 2 ▲** What is the capital of Ireland?

☐ A Diphont  
☐ B Dhaola  
☐ C Dublin  
☐ D Dilar


**Question 3 ▲** What is the capital of Ghana?

☐ A Apia  
☐ B Accra  
☐ C Abba Alaba  
☐ D Anikara

**Question 4 ▲** Which of the following events are taking place during the year 1800?

☐ A Napoleon Bonaparte crosses the Alps with his Grande Armée  
☐ B First horse-drawn omnibuses established in London  
☐ C American Express is founded by Henry Wells & William Fargo  
☐ D Irving-on becomes emperor of China

For your examination, preferably print documents compiled from automultiple-choice.

●  ●

~2/2/57~


This is the answer sheet: all answers are to be ticked on this page to be taken into account.


Question 1: ☐ A ☐ B ☐ C ☐ D

Question 2: ☐ A ☐ B ☐ C ☐ D ☐ E

Question 3: ☐ A ☐ B ☐ C ☐ D

Question 4: ☐ A ☐ B ☐ C ☐ D

●  ●

●  ●

For your examination, preferably print documents compiled from auto-multiple-choice.

First pages from L<sup>A</sup>T<sub>E</sub>X source detailed in section 2.3 – see sample-plain.pdf


AMC

SAMPLE TEST

For this test, package `automultiplechoice` is used with the following options:

- `nosage`, so that no page markers are printed: nothing is planned for future automated marking from papers scans.
- `indivanswers`, so that correct answers are indicated (this is the corrected answer sheet. Without this option, you get the question sheet).

Commands from `automultiplechoice` are used to print, for each student, two geography questions and two history questions, at random. Questions and answers are shuffled.

Question 1  Which of the following events are taking place during the year 1971?

☒ The Soviet Union launches Salyut 1

☐ The first commercial Concorde flight takes off

☒ Death of Louis Armstrong

☒ Apollo 14 lands on the Moon

Question 2 What is the capital of Egypt?


☐ Cayenne

☐ Caracas

☒ Cairo

☐ Conakry

☐ Chisinau

Question 3  Which of the following events are taking place during the year 1850?

☐ Napoleon Bonaparte crosses the Alps and invades Italy

☐ First horse-drawn omnibuses established in London

☒ American Express is founded by Henry Wells & William Fargo

☐ Kwang-su becomes emperor of China

Question 4 What is the capital of Ghana?

☒ Accra

☐ Addis Ababa

☐ Ankara

☐ Apia

1


AMC

SAMPLE TEST

For this test, package `automultiplechoice` is used with the following options:

- `nosage`, so that no page markers are printed: nothing is planned for future automated marking from papers scans.
- `indivanswers`, so that correct answers are indicated (this is the corrected answer sheet. Without this option, you get the question sheet).

Commands from `automultiplechoice` are used to print, for each student, two geography questions and two history questions, at random. Questions and answers are shuffled.

Question 1  Which of the following events are taking place during the year 1901?

☐ The first line of the Paris Métro is opened

☒ Official end of the Caste War of Yucatán

☐ King George of Greece becomes absolute monarch of Crete

☒ Funeral of Queen Victoria in London

Question 2 What is the capital of Ireland?

☐ Džibouti

☐ Dhaka

☐ Doha

☒ Dublin

☐ Dili

☐ Dakar


Question 3 What is the capital of Ghana?

☐ Apia

☒ Accra

☐ Addis Ababa

☐ Ankara

Question 4  Which of the following events are taking place during the year 1850?

☐ Napoleon Bonaparte crosses the Alps and invades Italy

☐ First horse-drawn omnibuses established in London

☒ American Express is founded by Henry Wells & William Fargo

☐ Kwang-su becomes emperor of China

1


AMC

SAMPLE TEST

For this test, package `automultiplechoice` is used with the following options:

- `nosage`, so that no page markers are printed: nothing is planned for future automated marking from papers scans.
- `indivanswers`, so that correct answers are indicated (this is the corrected answer sheet. Without this option, you get the question sheet).

Commands from `automultiplechoice` are used to print, for each student, two geography questions and two history questions, at random. Questions and answers are shuffled.


Question 1  Which of the following events are taking place during the year 1971?

☐ The first commercial Concorde flight takes off

☒ Apollo 14 lands on the Moon

☒ The Soviet Union launches Salyut 1

☒ Death of Louis Armstrong

Question 2  Which of the following events are taking place during the year 1850?

☐ First horse-drawn omnibuses established in London

☐ Kwang-su becomes emperor of China

☐ Napoleon Bonaparte crosses the Alps and invades Italy

☒ American Express is founded by Henry Wells & William Fargo

Question 3 What is the capital of Ireland?

☐ Dhaka

☐ Doha

☐ Dakar

☐ Dili

☒ Dublin

☐ Džibouti

Question 4 What is the capital of Thailand?

☐ Beijing

☐ Bamjal

☒ Bangkok

☐ Beirut

☐ Berlin

1


AMC

SAMPLE TEST

For this test, package `automultiplechoice` is used with the following options:

- `nosage`, so that no page markers are printed: nothing is planned for future automated marking from papers scans.
- `indivanswers`, so that correct answers are indicated (this is the corrected answer sheet. Without this option, you get the question sheet).

Commands from `automultiplechoice` are used to print, for each student, two geography questions and two history questions, at random. Questions and answers are shuffled.

Question 1  Which of the following events are taking place during the year 1971?

☒ The Soviet Union launches Salyut 1

☒ Apollo 14 lands on the Moon

☒ Death of Louis Armstrong

☐ The first commercial Concorde flight takes off

Question 2 What is the capital of Egypt?


☐ Caracas

☐ Cayenne

☒ Cairo

☐ Conakry

☐ Chisinau

Question 3  Which of the following events are taking place during the year 1850?

☒ American Express is founded by Henry Wells & William Fargo

☐ Napoleon Bonaparte crosses the Alps and invades Italy

☐ First horse-drawn omnibuses established in London

☐ Kwang-su becomes emperor of China

Question 4 What is the capital of Ireland?

☐ Džibouti

☐ Dhaka

☐ Doha

☒ Dublin

☐ Dili

1

## 3 Usage

### 3.1 Package options

The following options are available for package `automultiplechoice`:

`noshuffle` cancels answers shuffling for all questions.

`noshufflegroups` cancels groups shuffling.

`answers` produces a common corrected answers sheet.

`indivanswers` shows the boxes that corresponds to correct choices on the question sheet.

`box` includes every question in a  $\text{\LaTeX}$  box, so that they can't be cutted on two different pages.

`separateanswersheet` asks for a separate answer sheet (see section 2.2 for an example). Commands `\AMCformBegin` and `\AMCform` must be used to describe the separate answer sheet (see section 3.6).

`digits` puts digits instead of letters in the boxes, when `separateanswersheet` (or `insidebox`) is used.

`outsidebox` prints boxes labels outside the boxes on the answersheet when `separateanswersheet` is set.

`init` initializes the random generator from time. *This option is only for testing: don't use it for a real exam!*

`completemulti` adds an answer “None of these answers are correct.” at the end of each multiple question (question with no, one or several correct answers), so as to make the difference between “I don't know” and “I think none of the answers are correct”.

`insidebox` puts a letter (or a digit if `digits` option is used) inside the boxes, even if `separateanswersheet` is not used. The `insidebox` option is implicitly called when using `separateanswersheet`: no need to call it then.

`calibration` asks for logging positions of boxes and markers in the `.xy` file. Without this option, a  $\text{\LaTeX}$  run updates the document but not the `.xy` file.

`nowatermark` cancels the “DRAFT” indications above pages.

`catalog` is used for formatting a catalog of questions, not an exam. Then the questions identifiers will be printed.

`francais` asks for french localisation.

`lang=XX` asks for localisation in `XX` language. At present, only `DE` (German), `ES` (Spanish), `FR` (French), `IT` (Italian), `JA` (Japanese), `NO` (Norwegian) and `NL` (Dutch) are available.

`plain` cancels `environ` and `etex` automatic loading. The default behaviour is to load `environ` and `etex` packages if available, as they improve `automultiplechoice`. This is not done when `plain` option is set.

`nopage` cancels markers print and page layout definition (see sample in section 2.3).

`automarks` , when used with `separateanswersheet`, cancels markers print on the subject page (they are only shown on the answer sheet pages).

`postcorrect` tells that correct answers won't be given in the LaTeX source. The teacher will fill one answer sheet for AMC to analyse the scan and set correct answers from it.

`fullgroups` cancels the use of the optional parameter of `\insertgroup` and `\copygroup`, so that each group is always fully inserted and fully copied.

See also section 3.8 for a french version of some of these options.

## 3.2 Questions and answers

We make a difference between two kind of multiple choice questions:

- **Simple questions:** there is one and only one correct choices among the proposed choices, *and this is announced to the student*. Thus, the student is asked to check one answer if he thinks this is the good one, and to check none if he has no idea.
- **Multiple questions:** there can be zero, one or several correct choices among the proposed choices. This is also announced to the student (using the `\multiSymbole` sign, with default ♣), so that the student is asked to check all the boxes corresponding to correct choices, and to let unchecked all boxes corresponding to wrong choices.

`question` Simple questions are enclosed in a `{question}{⟨id⟩}` environment, and multiple questions are enclosed in a `{questionmult}{⟨id⟩}` environment. These environments contain the question text, and the proposed choices inside a `choices`-like environment (see next). The `⟨id⟩` argument is a question identifier. Each question must have a unique identifier, different from the other questions identifiers.

```
\begin{question}{everest}
  What is the elevation of Mount Everest?
  \begin{choices}
    \correctchoice{8,848\,m}
    \wrongchoice{8,253\,m}
    \wrongchoice{8,810\,m}
  \end{choices}
\end{question}
```

```
\begin{questionmult}{americas}
  Which contries are in the Americas?
  \begin{choices}
    \correctchoice{Guatemala}
    \correctchoice{Canada}
    \wrongchoice{Switzerland}
    \wrongchoice{Cambodia}
  \end{choices}
\end{questionmult}
```

**Question 1** What is the elevation of Mount Everest?

- ☐ 8,253 m  
☐ 8,810 m  
☐ 8,848 m

**Question 2 ♣** Which contries are in the Americas?

- ☐ Cambodia  
☐ Guatemala  
☐ Canada  
☐ Switzerland

\AMCcompleteMulti  
MCnoCompleteMulti

For multiple questions, it is sometimes useful to make the difference between a student who thinks that none of the choices are correct, and a student who did not answer the question. The use of package option `completemulti` can be used in this case: it adds a choice to all multiple questions. Commands `\AMCcompleteMulti` and `\MCnoCompleteMulti` can also be used to change this behaviour for a single question.

```
\begin{questionmult}{americas}
  \AMCcompleteMulti
  Which contries are in the Americas?
  \begin{choices}
    \correctchoice{Guatemala}
    \correctchoice{Canada}
    \wrongchoice{Switzerland}
    \wrongchoice{Cambodia}
  \end{choices}
\end{questionmult}
```

**Question 1 ♣** Which contries are in the Americas?

- ☐ Guatemala  
☐ Cambodia  
☐ Canada  
☐ Switzerland  
☐ *None of these answers are correct.*

choices  
choiceshoriz  
choicescustom

Depending on the formatting style for answers, one can choose one of the following ones:

- Environment `choices` is usually chosen for long answers:

```
\begin{questionmult}{latex}
  What are the possible uses of latex?
  \begin{choices}
    \correctchoice{Natural rubber is
      the most important product
      obtained from latex.}
    \correctchoice{Latex from the chicle
      and jelutong trees is used in
      chewing gum.}
    \wrongchoice{Latex is used as a fuel
      for some space launch vehicles.}
  \end{choices}
\end{questionmult}
```

**Question 1 ♣** What are the possible uses of latex?

- ☐ Latex is used as a fuel for some space launch vehicles.  
☐ Latex from the chicle and jelutong trees is used in chewing gum.  
☐ Natural rubber is the most important product obtained from latex.

- environment `choiceshoriz` is chosen for short answers:

```
\begin{question}{insect}
  From those animals, which
  is an insect?
  \begin{choiceshoriz}
    \correctchoice{Ant}
    \wrongchoice{Horse}
    \wrongchoice{Turtle}
  \end{choiceshoriz}
\end{question}
```

**Question 1** From those animals, which is an insect?

- ☐ Horse      ☐ Ant      ☐ Turtle

- environment `choicescustom` is provided to customize answers formatting. See 3.9.3 for details.

`\correctchoice`      As you have seen in these examples, the `choices`-like environments contain `\correctchoice{<text>}` and `\wrongchoice{<text>}` commands, with the text of the proposed choice as argument.

### 3.3 Scoring

`\scoring`      Scoring strategies can be given in the L<sup>A</sup>T<sub>E</sub>X source. They don't have any impact on the question sheet: they are only transmitted to the analysis software through the `.amc` file. See AMC documentation to write proper commands for your needs. `\scoring{<score>}` can be used inside a question or `questionmult` environment to describe the scoring strategy for the question, or after a `\correctchoice` or `\wrongchoice` command to describe score associated to a particular choice. `\scoringDefaultM{<score>}` and `\scoringDefaultS{<score>}` define default scoring strategies for multiple and simple questions. `\QuestionIndicative` tags a question that is not taken into account to compute the mark – for example, it can be used for a question about the way students have enjoyed the course.

### 3.4 Groups of questions

Several commands are available that allows shuffling questions for each question sheet. They handle groups of questions. These groups will usually contain questions, but can be made of any L<sup>A</sup>T<sub>E</sub>X content.

`\element`      The command `\element{<groupname>}{<content>}` adds element with content `<content>` to the group named `<groupname>`. The command `\shufflegroup{<groupname>}` shuffles elements of group named `<groupname>`. The command `\insertgroup[<n>]{<groupname>}` inserts elements of group `<groupname>` one after one. If optional parameter `<n>` is given, only the first `<n>` elements of the group are inserted in the document.

As an example without questions in groups elements, consider the following code:

```
\element{serie}{ one}
\element{serie}{ two}
\element{serie}{ three}
\element{serie}{ four}
\element{serie}{ five}
Numbers:\insertgroup{serie}.

\shufflegroup{serie}
Two of them:\insertgroup[2]{serie}.
```

which produces:

|   |
|---|
| Numbers: one two three four five.<br>Two of them: two four. |
|---|

`\cleargroup`      The command `\cleargroup{<groupname>}` clears all the elements of group `<groupname>`, making an empty group. The command `\copygroup[<n>]{<from>}{<to>}` copies the elements of group `<from>` to group `<to>` – if optional parameter `<n>` is given, only the `<n>` first elements are copied.

As an example again without questions, consider the following code:

```

\element{digits}{ 1}\element{digits}{ 2}\element{digits}{ 3}
\element{digits}{ 4}\element{digits}{ 5}\element{digits}{ 6}
\element{digits}{ 7}\element{digits}{ 8}\element{digits}{ 9}
\element{letters}{ A}\element{letters}{ B}\element{letters}{ C}
\element{letters}{ D}\element{letters}{ E}\element{letters}{ F}

\shufflegroup{digits}\shufflegroup{letters}
\cleargroup{mixed}
\copygroup[3]{digits}{mixed}\copygroup[2]{letters}{mixed}
\shufflegroup{mixed}
Three digits and two letters:\insertgroup{mixed}.

\shufflegroup{digits}\shufflegroup{letters}
\cleargroup{mixed}
\copygroup[3]{digits}{mixed}\copygroup[2]{letters}{mixed}
\shufflegroup{mixed}
Three digits and two letters:\insertgroup{mixed}.

```

which produces:

Three digits and two letters: E 7 5 C 9.  
Three digits and two letters: 8 6 A C 4.

You can find an example involving questions in section 2.

### 3.5 Students identification

`\namefield`  
`\AMCcode`  
`\AMCcodeH`

There are two ways to associate students to their sheets.

- Always add to one page of each copy some place for the student to write down his name. If you want AMC software to be able to cut the scan around this area to present it to you and ask you to read the written name (this is called manual association), you must use the `\namefield{<descr>}` command. The `<descr>` argument contains the  $\text{\LaTeX}$  code used to format the name field on the page. For example:

```

\namefield{\fbox{
  \begin{minipage}{15em}
    Name and surname:\vspace*{3ex}\par
    \noindent\dotfill\vspace{2mm}
  \end{minipage}
}}

```

Name and surname:

.....

You can see that the `\namefield` command has no effect on the produced document. In fact, its only purpose is to log in the `.xy` file information about the position of the name field on the page, to be used by the software analysing the scans.

- For automated student identification, if for example students have a 6-digits student number, you can ask them to code it somewhere on the question sheet. This can be done using the

`\AMCcode{<key>}{<ndigits>}` command, where *<key>* is the key identifier, that can be used to retrieve coded student numbers from the scans, and *<ndigits>* is the number of digits for numbers to be coded.

```
\AMCcode{student}{6}
```

|                          |   |                          |   |                          |   |                          |   |                          |   |                          |   |
|--------------------------|---|--------------------------|---|--------------------------|---|--------------------------|---|--------------------------|---|--------------------------|---|
| <input type="checkbox"/> | 0 | <input type="checkbox"/> | 0 | <input type="checkbox"/> | 0 | <input type="checkbox"/> | 0 | <input type="checkbox"/> | 0 | <input type="checkbox"/> | 0 |
| <input type="checkbox"/> | 1 | <input type="checkbox"/> | 1 | <input type="checkbox"/> | 1 | <input type="checkbox"/> | 1 | <input type="checkbox"/> | 1 | <input type="checkbox"/> | 1 |
| <input type="checkbox"/> | 2 | <input type="checkbox"/> | 2 | <input type="checkbox"/> | 2 | <input type="checkbox"/> | 2 | <input type="checkbox"/> | 2 | <input type="checkbox"/> | 2 |
| <input type="checkbox"/> | 3 | <input type="checkbox"/> | 3 | <input type="checkbox"/> | 3 | <input type="checkbox"/> | 3 | <input type="checkbox"/> | 3 | <input type="checkbox"/> | 3 |
| <input type="checkbox"/> | 4 | <input type="checkbox"/> | 4 | <input type="checkbox"/> | 4 | <input type="checkbox"/> | 4 | <input type="checkbox"/> | 4 | <input type="checkbox"/> | 4 |
| <input type="checkbox"/> | 5 | <input type="checkbox"/> | 5 | <input type="checkbox"/> | 5 | <input type="checkbox"/> | 5 | <input type="checkbox"/> | 5 | <input type="checkbox"/> | 5 |
| <input type="checkbox"/> | 6 | <input type="checkbox"/> | 6 | <input type="checkbox"/> | 6 | <input type="checkbox"/> | 6 | <input type="checkbox"/> | 6 | <input type="checkbox"/> | 6 |
| <input type="checkbox"/> | 7 | <input type="checkbox"/> | 7 | <input type="checkbox"/> | 7 | <input type="checkbox"/> | 7 | <input type="checkbox"/> | 7 | <input type="checkbox"/> | 7 |
| <input type="checkbox"/> | 8 | <input type="checkbox"/> | 8 | <input type="checkbox"/> | 8 | <input type="checkbox"/> | 8 | <input type="checkbox"/> | 8 | <input type="checkbox"/> | 8 |
| <input type="checkbox"/> | 9 | <input type="checkbox"/> | 9 | <input type="checkbox"/> | 9 | <input type="checkbox"/> | 9 | <input type="checkbox"/> | 9 | <input type="checkbox"/> | 9 |

For smaller number of digits, the “horizontal” form can be preferred:

```
\AMCcodeH{student}{3}
```

|                          |   |                          |   |                          |   |                          |   |                          |   |                          |   |                          |   |                          |   |                          |   |                          |   |
|--------------------------|---|--------------------------|---|--------------------------|---|--------------------------|---|--------------------------|---|--------------------------|---|--------------------------|---|--------------------------|---|--------------------------|---|--------------------------|---|
| <input type="checkbox"/> | 0 | <input type="checkbox"/> | 1 | <input type="checkbox"/> | 2 | <input type="checkbox"/> | 3 | <input type="checkbox"/> | 4 | <input type="checkbox"/> | 5 | <input type="checkbox"/> | 6 | <input type="checkbox"/> | 7 | <input type="checkbox"/> | 8 | <input type="checkbox"/> | 9 |
| <input type="checkbox"/> | 0 | <input type="checkbox"/> | 1 | <input type="checkbox"/> | 2 | <input type="checkbox"/> | 3 | <input type="checkbox"/> | 4 | <input type="checkbox"/> | 5 | <input type="checkbox"/> | 6 | <input type="checkbox"/> | 7 | <input type="checkbox"/> | 8 | <input type="checkbox"/> | 9 |
| <input type="checkbox"/> | 0 | <input type="checkbox"/> | 1 | <input type="checkbox"/> | 2 | <input type="checkbox"/> | 3 | <input type="checkbox"/> | 4 | <input type="checkbox"/> | 5 | <input type="checkbox"/> | 6 | <input type="checkbox"/> | 7 | <input type="checkbox"/> | 8 | <input type="checkbox"/> | 9 |

### 3.6 Separate answer sheet

`\AMCformBegin` To produce separate answer sheets as seen in section 2.2,

`\AMCform`

`\MCclearpage`

1. use the `separateanswersheet` package option.
2. use the `\AMCformBegin` command at the beginning of the answer sheet description. This command usually follows a command to get a new page. This command can be the classical `\clearpage` for single-sided question sheets, or the `\AMCclearpage` command, that go to the next odd numbered page, so that the answer sheet is on a separate sheet even when printing in duplex mode.
3. use the `\AMCform` command to insert all boxes for all questions.

See section 2.2 for an example.

### 3.7 Random computation questions

One can use the  $\text{\LaTeX}$  package `fp` to make random computation questions, as can be seen in the following example (don’t forget to load package `fp`):

```
\begin{question}{simplesum}
  \FPeval\VQa{trunc(1+random*8,0)}
  \FPeval\VQb{trunc(4+random*5,0)}
```

| Question 1               |    | How much are 2 plus 8?              |    |
|--------------------------|----|-------------------------------------|----|
| <input type="checkbox"/> | 9  | <input checked="" type="checkbox"/> | 10 |
| <input type="checkbox"/> | -6 | <input type="checkbox"/>            | 16 |

```

\FPeval\VQsum{clip(VQa+VQb)}
\FPeval\VQnoA{clip(VQa+VQb-1)}
\FPeval\VQnoB{clip(VQa*VQb)}
\FPeval\VQnoC{clip(VQa-VQb)}
How much are \VQa{} plus \VQb{}?
\begin{choiceshoriz}
  \correctchoice{\VQsum}
  \wrongchoice{\VQnoA}
  \wrongchoice{\VQnoB}
  \wrongchoice{\VQnoC}
\end{choiceshoriz}
\end{question}

```

In this example, `\VQa` and `\VQb` are used to store two random integers (the first between 1 and 8, and the second between 4 and 8). Then `\VQsum` stores the sum of these two integers, and `\VQnoA`, `\VQnoB` and `\VQnoC` are other values that will be used as distractors in the multiple choice question.

`\AMCIntervals` In some cases, command `\AMCIntervals{⟨x⟩}{⟨x0⟩}{⟨x1⟩}{⟨delta⟩}` from `automultiplechoice` can be useful. It adds a sequence of choices made of intervals  $[x_i, x_i + \delta[$  of length  $\langle delta \rangle$  covering the interval  $[\langle x0 \rangle, \langle x1 \rangle[$ , using `\correctchoice` when  $\langle x \rangle$  lies in the interval, and `\wrongchoice` otherwise.

```

\begin{question}{inf-expo-indep}
\FPeval\VQa{trunc(2 + random * 4,0)}
\FPeval\VQb{trunc(6 + random * 5,0)}
\FPeval\VQr{VQa/(VQa+VQb)}
Let  $\$X\$$  and  $\$Y\$$  be two independent random variables, following
exponential laws with respective parameters  $\VQa\{ \}$  and  $\VQb\{ \}$ .
In which interval lies the probability  $\$ \text{trm}\{P\}[X<Y]\$$ ?
\begin{multicols}{5}
  \begin{reponses}[o]
    \AMCIntervals{\VQr}{0}{1}{0.1}
  \end{reponses}
\end{multicols}
\end{question}

```

### Question 1

Let  $X$  and  $Y$  be two independent random variables, following exponential laws with respective parameters 5 and 8. In which interval lies the probability  $P[X < Y]$ ?

- |                                       |  |                                       |                                       |                                       |
|---------------------------------------|--|---------------------------------------|---------------------------------------|---------------------------------------|
| <input type="checkbox"/> $[0, 0.1[$   | <input type="checkbox"/> $[0.2, 0.3[$            | <input type="checkbox"/> $[0.4, 0.5[$ | <input type="checkbox"/> $[0.6, 0.7[$ | <input type="checkbox"/> $[0.8, 0.9[$ |
| <input type="checkbox"/> $[0.1, 0.2[$ | <input checked="" type="checkbox"/> $[0.3, 0.4[$ | <input type="checkbox"/> $[0.5, 0.6[$ | <input type="checkbox"/> $[0.7, 0.8[$ | <input type="checkbox"/> $[0.9, 1[$   |

`\AMCnumericChoices` One can also use the `\AMCnumericChoices` command to ask the student to enter a numerical value as his answer, as in the following example:

```

\begin{questionmultx}{sqrt}
\FPeval\VQa{trunc(5+random*15,0)}
\FPeval\VQs{VQa^0.5}

```

Compute  $\sqrt[3]{11}$  and round it with two digits after period.

```
\AMCnumericChoices{\VQs}{digits=3,decimals=2,sign=true,
  borderwidth=0pt,backgroundcol=lightgray,approx=5}
\end{questionmultx}
```

**Question 2**  
 Compute  $\sqrt[3]{11}$  and round it up to two digits after period.

|   |   |   |   |   |   |   |   |   |   |   |   |
|---|---|---|---|---|---|---|---|---|---|---|---|
|   |   | 0 | 1 | 2 | 3 | 4 | 5 | 6 | 7 | 8 | 9 |
|   | . |   |   |   |   |   |   |   |   |   |   |
| + |   | 0 | 1 | 2 | 3 | 4 | 5 | 6 | 7 | 8 | 9 |
| − |   | 0 | 1 | 2 | 3 | 4 | 5 | 6 | 7 | 8 | 9 |

Note the use of `questionmultx` environment: we need this question to be *multiple* as several boxes has to be ticked, but we can't say that *several answers are correct*, so we don't show the ♣.

Available options that can be used in the second argument of the `\AMCnumericChoices` command are the following (*bool* can be `true` or `false`, and *color* must be a color known by the `xcolor` package):

`digits=<num>` gives the number of digits to request (defaults to 3).

`decimals=<num>` gives the number of digits after period to request (defaults to 0). Note that when `decimals` is positive, the LaTeX package `fp` must be loaded.

`base=<num>` gives the base for digits and decimals (defaults to 10).

`significant=<bool>` if `true`, the numbers to code are the first *significant* digits from the first argument of `\AMCnumericChoices`. For example, the right answer to `\AMCnumericChoices{56945.23}{digits=2,significant=true}` is 57.

`nozero=<bool>` if `true`, the choice 0 is removed for all digits. May be useful when `\AMCnumericChoices` is used to get a small ( $< 10$ ) positive value.

`sign=<bool>` requests (or not) a signed value (default to `true`).

`strict=<bool>` if `true`, a box has to be ticked for every digit and for the sign. If `false`, if some digits has no ticked box, they will be set to zero. Defaults to `false`.

`vertical=<bool>` if `true`, each digit is represented on one raw. If `false` (default), each digit is represented on one line.

`reverse=<bool>` if `true`, place higher values of the digits on the top in vertical mode (defaults to `true`).

`vhead=<bool>` if `true`, in vertical mode, a header is placed over all digits rows, made using the command `\AMCtextVHead` that is originally defined as `\def\AMCtextVHead#1{\emph{b#1}}`. This default value is useful to number the binary digits. Default value is `false`.

`hspace= $\langle space \rangle$`  sets the horizontal space between boxes (defaults to `.5em`).

`vspace= $\langle space \rangle$`  sets the vertical space between boxes (defaults to `1ex`).

`borderwidth= $\langle space \rangle$`  sets the width of the frame around all the boxes (defaults to `1mm`).

`bordercol= $\langle color \rangle$`  sets the color of the frame (defaults to `lightgray`).

`backgroundcol= $\langle color \rangle$`  sets the background color (defaults to `white`).

`Tsign= $\langle text \rangle$`  sets the text to print at the top of the boxes to set the sign (Can also be redefined by `\def\AMCtextSign{ $\langle text \rangle$ }`, and defaults to be empty).

`Tpoint= $\langle text \rangle$`  sets the text for the period. Can also be redefined by `\def\AMCdecimalPoint{ $\langle text \rangle$ }`, and defaults to `\raisebox{1ex}{\bf .}`.

`scoring= $\langle bool \rangle$`  if `true`, a scoring strategy is given to AMC for this question. Defaults to `true`.

`scoreexact= $\langle num \rangle$`  gives the score for an exact answer (defaults to 2).

`exact= $\langle num \rangle$`  sets the maximal distance to the correct integer value (value without the decimal point) for an answer to be said *exact* and be rewarded to `scoreexact` points (defaults to 0).

`scoreapprox= $\langle num \rangle$`  gives the score for an approximative answer (defaults to 1).

`approx= $\langle num \rangle$`  sets the maximal distance to the correct integer value (value without the decimal point) for an answer to be said *approximative* and be rewarded to `scoreapprox` points (defaults to 0).

The text added at the end of the questions using `\AMCnumericChoices` when not in the separate answer sheet (and when a separate answer sheet is requested by the `separateanswersheet` package option) can also be set redefining the `\AMCtextGoto` command, as:

```
\def\AMCtextGoto{\par{\bf\emph{Please code the answer on  
the separate answer sheet.}}}
```

## 3.8 French command names

For backward compatibility, some of `automultiplechoice` commands, environments and package option have their French counterpart. You can always use either the English command or the French equivalent. See table 1 for details.

## 3.9 Customisation

### 3.9.1 Boxes

`\AMCboxDimensions` The command `\AMCboxDimensions{ $\langle dims \rangle$ }` can be used to specify the shape and dimensions of the boxes to be ticked. The argument  $\langle dims \rangle$  is a coma-separated list of  $\langle key \rangle = \langle value \rangle$  pairs, with the following possible  $\langle key \rangle$ s:

**shape** for the shape to be used: either `square` or `oval`. Note that if `oval` is used, the  $\text{\LaTeX}$  package `tikz` must be loaded.

| type        | English                          | French                           |
|-------------|----------------------------------|----------------------------------|
| command     | <code>\namefield</code>          | <code>\champnom</code>           |
| environment | <code>choices</code>             | <code>reponses</code>            |
| environment | <code>choiceshoriz</code>        | <code>reponseshoriz</code>       |
| environment | <code>choicescustom</code>       | <code>reponsesperso</code>       |
| command     | <code>\correctchoice</code>      | <code>\bonne</code>              |
| command     | <code>\wrongchoice</code>        | <code>\mauvaise</code>           |
| command     | <code>\lastchoices</code>        | <code>\alafin</code>             |
| command     | <code>\AMCIntervals</code>       | <code>\choixIntervalles</code>   |
| command     | <code>\scoring</code>            | <code>\bareme</code>             |
| command     | <code>\scoringDefaultM</code>    | <code>\baremeDefautM</code>      |
| command     | <code>\scoringDefaultS</code>    | <code>\baremeDefautS</code>      |
| command     | <code>\onecopy</code>            | <code>\exemplaire</code>         |
| environment | <code>examcopy</code>            | <code>copieexamen</code>         |
| command     | <code>\shufflegroup</code>       | <code>\melangegroupe</code>      |
| command     | <code>\insertgroup</code>        | <code>\restituegroupe</code>     |
| command     | <code>\AMCform</code>            | <code>\formulaire</code>         |
| command     | <code>\AMCformBegin</code>       | <code>\AMCdebutFormulaire</code> |
| option      | <code>noshuffle</code>           | <code>ordre</code>               |
| option      | <code>answers</code>             | <code>correc</code>              |
| option      | <code>indivanswers</code>        | <code>correcindiv</code>         |
| option      | <code>box</code>                 | <code>bloc</code>                |
| option      | <code>separateanswersheet</code> | <code>ensemble</code>            |
| option      | <code>digits</code>              | <code>chiffres</code>            |

Table 1: French equivalent commands

`width` for the width of the boxes.

`height` for the height of the boxes.

`size` for the size of the boxes (sets `width` and `height`).

`down` for the length the boxes are to be moved down.

`rule` for the rule width.

Default values are `\AMCboxDimensions{shape=square,size=2.5ex,down=.4ex,rule=.5pt}`

`\AMCboxColor` Also note that you can set the color used for the boxes (only the box that are to be filled by the students and will be used for data capture) with the `\AMCboxColor{<color>}` command. This allows to print the boxes with some color that won't disturb too much the data capture (for example red, but some light grey can also be considered). The `<color>` parameter must be a color recognized by the `xcolor` package.

|   |   |                   |           |   |  |
|---|---|-------------------|-----------|---|--|
| <pre> \AMCboxColor{red} \begin{question}{sum}\$2+2={}\$ \begin{choiceshoriz}[o]   \wrongchoice{1}\correctchoice{4}\wrongchoice{10} </pre> | <table border="0"> <tr> <td style="border-right: 1px solid black; padding-right: 5px;"><b>Question 1</b></td> <td><math>2 + 2 =</math></td> </tr> <tr> <td style="border-right: 1px solid black; padding-right: 5px;"> <input type="checkbox"/> 1      <input type="checkbox"/> 4      <input type="checkbox"/> 10 </td> <td></td> </tr> </table> | <b>Question 1</b> | $2 + 2 =$ | <input type="checkbox"/> 1 <input type="checkbox"/> 4 <input type="checkbox"/> 10 |  |
| <b>Question 1</b>   | $2 + 2 =$   |                   |           |   |  |
| <input type="checkbox"/> 1 <input type="checkbox"/> 4 <input type="checkbox"/> 10   |   |                   |           |   |  |

```
\end{choiceshoriz}
\end{question}
```

### 3.9.2 Codes

One may adapt the codes rendering from `\AMCcode` to one's needs modifying the following lengths:

- `\AMCcodeHspace` is the amount of horizontal space between two columns of digits,
- `\AMCcodeVspace` is the amount of vertical space between two rows of digits,
- `\AMCcodeBoxSep` is the amount of space between the box and the label, when the label is printed outside the box.

Default values are `\AMCcodeHspace=.5em` `\AMCcodeVspace=.5em` `\AMCcodeBoxSep=.1em`

### 3.9.3 Answers

Environment `choicescustom` will make use of the three commands `\AMCbeginAnswer` (before the first answer), `\AMCendAnswer` (after the last answer) and `\AMCanswer{<box>}{<text>}` (for each answer) to format the answers. Redefining them properly, some different answers formatting can be achieved. However, this does not seem to work with non-trivial settings...

```
\begin{question}{add}
\def\AMCbeginAnswer{$\Big($
\def\AMCendAnswer{$\Big)$}
\def\AMCanswer#1#2{#1 #2\hfill}
2+2=
\begin{choicescustom}
\correctchoice{4}
\wrongchoice{2}
\wrongchoice{3}
\end{choicescustom}
\end{question}
```

| **Question 1**      2+2= ( ☐ 4   ☐ 3   ☐ 2   )

## 4 Implementation

This package uses the following other packages:

```
1 \RequirePackage{xcolor} % \fcolorbox to fill (or not) a box
2 \RequirePackage{fancyhdr} % \pagestyle{empty}
3 \RequirePackage{bophook} % \AtBeginPage
4 \RequirePackage{xkeyval} % \setkeys
5 \RequirePackage{rotating} % \rotatebox
```

It defines a version string:

```
6 \def\AMC@VERSION{AMC 1.2.1 svn:1403 with style $Revision: 431 $}
```

`\AMC@amclog` Informations about questions and choices will be logged to a file with extension `amc`, to be parsed  
`\AMCmessage` later. Macro `\AMC@amclog` writes to this file.

```

7 \newwrite\AMC@logfile
8 \immediate\openout\AMC@logfile=\jobname.amc
9 \def\AMC@amclog#1{\immediate\write\AMC@logfile{#1}}
10 \def\AMCmessage#1{\AMC@amclog{AUTOQCM[#1]^^J}}

```

`\AMC@LR` Colours management can be faulty in right-to-left mode: in these situations, we will make use of `\LR` from package `bidi` to get back to left-to-right mode. `\AMC@LR` is `\LR` if `bidi` is loaded.

```

11 \AtBeginDocument{\ifpackageloaded{bidi}{%
12   \PackageInfo{automultiplechoice}{Package bidi loaded: using LR for boxes.}%
13   \let\AMC@LR=\LR}%
14 {\let\AMC@LR=\relax}}%

```

## 4.1 Variables

Counters and boolean variables defined here are internal and should not be modified by the user.

The package defines the following counters:

`\AMCload@counter` number of choices already loaded for current question.

`\AMCid@quest` current question ID number (see section 4.6).

`\AMCid@etud` current student sheet number.

`\AMCid@etudstart` starting student sheet number of the current `onecopy` bloc.

`\AMCid@check` current page checking number.

`\AMCid@etudfin` last student sheet number for the exam.

`\AMCnum@copies` number of exam sheets to produce.

It also defines the following switches:

`\ifAMC@ordre` if choices are never to be shuffled.

`\ifAMC@shuffleG` if groups shuffling is allowed.

`\ifAMC@fullGroups` if groups are always fully inserted by `\insertgroup` and fully copied by `\copygroup`, irrespective to the optional parameter.

`\ifAMC@correthead` if some correction header is to be printed at the beginning.

`\ifAMC@affichekeys` if questions keys are to be printed.

`\ifAMC@correc` if correct choices are to be checked on the produced document.

`\ifAMC@qbloc` if questions are to be included in  $\text{\LaTeX}$  boxes (so that they can't be splitted on two different pages).

`\ifAMC@rbloc` if answers are to be included in  $\text{\LaTeX}$  boxes (so that they can't be splitted on two different columns for example).

`\ifAMCcomplete@multi` if a choice “None of these answers are correct.” is to be added to every multiple question.

`\ifAMC@calibration` if this L<sup>A</sup>T<sub>E</sub>X run is used to get page layouts.

`\ifAMC@plain` if `automultiplechoice` won't try to load useful packages (`etex`, `environ`) that extend `automultiplechoice` capabilities.

`\ifAMC@bonne` if there is at least one correct answer for the current question.

`\ifAMC@multi` if the current question is a multiple question.

`\ifAMC@watermark` if the document is a draft, not to be used for exam.

`\ifAMC@ensemble` if answers are to be given on a separate answers sheet.

`\ifAMC@inside@box` if a letter or digit is to be printed inside all boxes.

`\ifAMC@inside@digit` if digits are to be written inside boxes instead of letters (when using a separate answer sheet for example).

`\ifAMC@outside@box` if labels for boxes are to be printed outside the box on the answer sheet.

`\ifAMC@formulaire@dedans` is true for questions inside separate answer sheet.

`\ifAMC@zoneformulaire` is true for codes (made by `\AMCcode`) inside separate answer sheet.

`\ifAMC@pagelayout` is true if the AMC page layout, with signs for scan analysis, is to be used.

`\ifAMC@postcorrect` corresponds to the use of the `postcorrect` package option.

`\ifAMC@automarks` corresponds to the use of the `automarks` package option.

```

15 \newcount\AMCload@counter
16 \newcount\AMCid@quest\AMCid@quest=-1
17 \newcount\AMCid@check
18 \newcount\AMCid@etud\AMCid@etud=0
19 \newcount\AMCid@etudstart\AMCid@etudstart=0
20 \newcount\AMCid@etudfin
21 \newcount\AMCnum@copies

22 \newif\ifAMC@ordre\AMC@ordrefalse
23 \newif\ifAMC@shuffleG\AMC@shuffleGtrue
24 \newif\ifAMC@fullGroups\AMC@fullGroupsfalse
25 \newif\ifAMC@correthead\AMC@corretheadfalse
26 \newif\ifAMC@affichekeys\AMC@affichekeysfalse
27 \newif\ifAMC@correc\AMC@correcfalse
28 \newif\ifAMC@qbloc\AMC@qblocfalse
29 \newif\ifAMC@rbloc\AMC@rblocfalse
30 \newif\ifAMC@complete@multi\AMC@complete@multifalse
31 \newif\ifAMC@calibration\AMC@calibrationfalse
32 \newif\ifAMC@plain\AMC@plainfalse
33 \newif\ifAMC@bonne
34 \newif\ifAMC@multi
35 \newif\ifAMC@watermark\AMC@watermarktrue
36 \newif\ifAMC@inside@box\AMC@inside@boxfalse
37 \newif\ifAMC@outside@box\AMC@outside@boxfalse

```

```

38 \newif\ifAMC@ensemble\AMC@ensemblefalse
39 \newif\ifAMC@inside@digit\AMC@inside@digitfalse
40 \newif\ifAMC@formulaire@dedans\AMC@formulaire@dedansfalse
41 \newif\ifAMC@zoneformulaire
42 \newif\ifAMC@pagelayout\AMC@pagelayouttrue
43 \newif\ifAMC@postcorrect\AMC@postcorrectfalse
44 \newif\ifAMC@automarks\AMC@automarksfalse
45 \let\AMCcompleteMulti=\AMCcomplete@multitrue
46 \let\AMCnoCompleteMulti=\AMCcomplete@multifalse

```

`\AMCid@name` The package also defines command `\AMCid@name` to be the current question identifier key.

```
47 \def\AMCid@name{}
```

## 4.2 Dimensions

`\AMCformVSpace` The following dimensions can be modified by the user to adjust questions formatting:

`\AMCformHSpace` `\AMCformVSpace` is the amount of vertical space between two questions in a separate answer sheet.

`\AMCinterIrep` `\AMCformHSpace` is the amount of horizontal space between two answers boxes in a separate answer sheet.

`\AMCinterIrep` is the amount of vertical space to be added between two answers.

`\AMCinterBrep` is the amount of vertical space between two boxed answers (see `\AMCBoxedAnswers` and `\ifAMC@rbloc`).

`\AMCinterIquest` is the amount of vertical space left after a question, in standard mode (without package option `box`).

`\AMCinterBquest` is the amount of vertical space left after a question, in 'boxed' mode (with package option `box`).

```

48 \newdimen\AMCformVSpace\AMCformVSpace=1.2ex
49 \newdimen\AMCformHSpace\AMCformHSpace=.3em
50 \newdimen\AMCinterIrep\AMCinterIrep=\z@
51 \newdimen\AMCinterBrep\AMCinterBrep=.5ex
52 \newdimen\AMCinterIquest\AMCinterIquest=\z@
53 \newdimen\AMCinterBquest\AMCinterBquest=3ex

```

## 4.3 Human readable sheet ID position

`\AMCidsPosition` The position of the human readable sheet ID, near the corresponding binary boxes, is set with the `\AMCidsPosition` command, in the form `\AMCidsPosition{pos=<position>,width=<width>,height=<height>}`, where *<position>* is one of `side` (default), `top` and `none`, *<width>* is the width of the box enclosing the ID (default value is 4cm), and *<height>* is the height of the box enclosing the ID (default value is 3ex).

```

54 \newif\ifAMCids@top
55 \newif\ifAMCids@side
56 \newdimen\AMCids@width

```

```

57 \newdimen\AMCids@height
58 \define@choicekey*{AMCids}{pos}[\var\nr]{none,top,side}{%
59   \ifcase\nr\relax
60     \AMCids@topfalse\AMCids@sidefalse
61   \or
62     \AMCids@toptrue\AMCids@sidefalse
63   \or
64     \AMCids@topfalse\AMCids@sidesettrue
65   \fi
66 }
67 \define@key{AMCids}{width}{\AMCids@width=#1}
68 \define@key{AMCids}{height}{\AMCids@height=#1}
69 \def\AMCidsPosition#1{\setkeys{AMCids}{#1}}
70 \AMCidsPosition{pos=side,width=4cm,height=3ex}

```

## 4.4 Localisation

In this section, some localised strings or commands are defined, for English, French and Spanish languages.

`\AMCtext` To modify these texts, you can use command `\AMCtext`. For example, `\AMCtext{draft}{\langle text \rangle}` sets the text to be printed behind each page of a draft exam.

```

71 \def\AMCtext#1#2{\expandafter\def\csname AMC@loc@#1\endcsname{#2}}

```

### 4.4.1 English

Text indicating draft exams:

```

72 \def\AMC@loc@draft{DRAFT}

```

Message at page bottom when compiled out of AMC gui:

```

73 \def\AMC@loc@message{For your examination, preferably print
74 documents compiled from auto-multiple-choice.}

```

Announcing a question in a separate sheet (parameter #1 is the question number):

```

75 \def\AMC@loc@qf#1{\textbf{Question #1:}}

```

Announcing a question (parameter #1 is the question number and parameter #2 can be the multiple question symbol, or be empty):

```

76 \def\AMC@loc@q#1#2{\textbf{Question #1} #2}

```

Headers for corrected version and catalog:

```

77 \def\AMC@loc@corrected{Corrected}
78 \def\AMC@loc@catalog{Catalog}

```

Last choice added at the end for multiple questions when option `completemulti` is used:

```

79 \def\AMC@loc@none{None of these answers are correct.}

```

#### 4.4.2 Dutch

Dutch localisation is called with option `lang=NL`.

```
80 \def\AMC@loc@NL{
81   \def\AMC@loc@draft{Ontwerp}
82   \def\AMC@loc@message{Gebruik bij uw proefwerk bij voorkeur die
83     documenten welke door auto-multiple-choice zijn aangemaakt.}
84   \def\AMC@loc@qf##1{\textbf{Vraag ##1 :}}
85   \def\AMC@loc@q##1##2{\textbf{Vraag ##1} ##2}
86   \def\AMC@loc@corrected{Correctie}
87   \def\AMC@loc@catalog{Catalogus}
88   \def\AMC@loc@none{Geen van de antwoorden is juist.}
89 }
```

#### 4.4.3 French

French localisation is called with option `francais`, or `lang=FR`.

```
90 \def\AMC@loc@FR{
91   \def\AMC@loc@draft{PROJET}
92   \def\AMC@loc@message{Pour votre examen, imprimez de pr\'ef\'erence
93     les documents compil\'es \'a l'aide de auto-multiple-choice.}
94   \def\AMC@loc@qf##1{\textbf{Question ##1 :}}
95   \def\AMC@loc@q##1##2{\textbf{Question ##1} ##2}
96   \def\AMC@loc@corrected{Correction}
97   \def\AMC@loc@catalog{Catalogue}
98   \def\AMC@loc@none{Aucune de ces r\'eponses n'est correcte.}
99 }
```

#### 4.4.4 German

German localisation is called with option `lang=DE`.

```
100 \def\AMC@loc@DE{
101   \def\AMC@loc@draft{ENTWURF}
102   \def\AMC@loc@message{Benutzen Sie f\'ur Ihre Pr\'ufung bevorzugt Dokumente die mit
103     auto-multiple-choice erstellt wurden.}
104   \def\AMC@loc@qf##1{\textbf{Frage ##1 :}}
105   \def\AMC@loc@q##1##2{\textbf{Frage ##1} ##2}
106   \def\AMC@loc@corrected{Korrektur}
107   \def\AMC@loc@catalog{Katalog}
108   \def\AMC@loc@none{Keine dieser Antworten ist korrekt.}
109 }
```

#### 4.4.5 Italian

Italian localisation is called with option `lang=IT`.

```
110 \def\AMC@loc@IT{
111   \def\AMC@loc@draft{BOZZA}
112   \def\AMC@loc@message{Per l'esame, \e preferibile stampare i documenti
113     a partire da auto-multiple-choice.}
```



#### 4.4.9 Other languages

Other languages can be integrated to automultiplechoice package upon request to the author.

### 4.5 Random

#### 4.5.1 Random pseudo-generator

The package uses the pseudo-random bit generator from *TuGBoat* 1994, vol 15:1:

```

149 \ifx\AMC@SR\undefined\newcount\AMC@SR\fi
150 \providecommand\AMC@SRconst{2097152}
151 \providecommand\AMC@SRset[1]{\global\AMC@SR#1 \ignorespaces}
152 \providecommand\AMC@SRadvance{%
153   \begingroup%
154     \ifnum\AMC@SR<\AMC@SRconst\relax\AMC@SR@count\z@ \else\AMC@SR@count\@ne\fi%
155     \ifodd\AMC@SR\advance\AMC@SR@count\@ne\fi%
156     \global\divide\AMC@SR\tw@%
157     \ifodd\AMC@SR@count\global\advance\AMC@SR\AMC@SRconst\relax\fi%
158   \endgroup}
159 \providecommand\AMC@SRbit{\AMC@SRadvance\ifodd\AMC@SR1\else0\fi}
160 \providecommand\AMC@SRtest[2]{\AMC@SRadvance%
161   \ifodd\AMC@SR#2\else#1\fi\ignorespaces}
162 \providecommand\AMC@SRvalue{\number\AMC@SR}

```

`\AMCrandomseed` The seed of this generator is set to 1515, but another value can be given using the command `\AMCrandomseed{<seed>}`.

```

163 \AMC@SRset{1515}
164 \def\AMCrandomseed#1{\AMC@SRset{#1}}

```

#### 4.5.2 Uniform random deviates

`\AMC@SRnextByte` This generator is used to build first a 20-bit uniform integer generator (macro `\AMC@SRnextByte`).  
`\AMC@SRmax` Then, using modulo, a (nearly) uniform generator on  $\{0, \dots, n-1\}$  is built: command `\AMC@SRmax{n}` puts in `\AMC@SR@count` the random deviate.

```

165 \newcount\AMC@SR@count
166 \def\AMC@SR@time{\AMC@SRset{\time}}
167 \newcount\AMC@SRnum
168 \def\AMC@SRnextByte{\AMC@SRnum=\z@%
169   \AMC@SR@count=20%
170   \loop\multiply\AMC@SRnum\tw@%
171     \AMC@SRtest{\advance\AMC@SRnum\@ne}{}%
172   \ifnum\AMC@SR@count>\@ne\advance\AMC@SR@count\m@ne\repeat%
173 }
174 \newcommand\AMC@SRmax[1]{\AMC@SRnextByte%
175   \AMC@SR@count=\AMC@SRnum%
176   \divide\AMC@SR@count by #1\relax%
177   \multiply\AMC@SR@count by #1\relax%
178   \advance\AMC@SRnum by -\AMC@SR@count%
179 }

```

### 4.5.3 Tokens shuffling

`\AMCsw@p` The package defines the macro `\AMCsw@p` to swap the values of two token registers given as parameters.

After defining  $n$  token registers `\foo@i`, `\foo@ii`, `\foo@iii`, `\foo@iv` and so on, you can shuffle them using `\AMC@shuffletoks{n}{foo@}`.

```
180 \newcount\AMC@sti
181 \newtoks\AMCsw@p@
182 \newcommand\AMCsw@p[2]{%
183   \global\AMCsw@p@=#1%
184   \global#1=#2%
185   \global#2=\AMCsw@p@}
186 \newcommand\AMC@shuffletoks[2]{%
187   \AMC@sti=#1\relax%
188   \@whilenum\AMC@sti>\@ne\do{%
189     \AMC@SRmax{\AMC@sti}\advance\AMC@SRnum\@ne\relax%
190     \AMCsw@p{\csname #2\romannumeral\AMC@SRnum\endcsname}%
191       {\csname #2\romannumeral\AMC@sti\endcsname}%
192     \advance\AMC@sti\m@ne\relax%
193   }}
```

## 4.6 Keys numbering

`\AMC@unnumero` This package allocates a unique integer ID to each question key from the questionnaire. The counter `\AMC@numerotation` keeps track of the number of keys which already had an ID. Command `\AMC@definitnumero{n}{key}` allocates ID  $n$  to the key `key`. Command `\AMC@prepare{key}` looks if an ID had already been associated to `key`, and, if not, makes a new ID allocation for `key`. Command `\AMC@unnumero{key}` returns the ID associated with `key` (creating one if necessary). Command `\AMC@affecte{key}{\cnt}` give to counter `\cnt` the value of the ID associated to `key` (creating one if necessary).

```
194 \newcount\AMC@numerotation\AMC@numerotation=\z@%
195 \def\AMC@definitnumero#1#2{\AMC@amclog{AUTOQCM[Num=#1=#2]^^J}%
196   \expandafter\global\expandafter\def\csname AMC@numtab@#2\endcsname{#1}}
197 \def\AMC@prepare#1{\expandafter\ifx\csname AMC@numtab@#1\endcsname\relax%
198   \global\advance\AMC@numerotation\@ne%
199   \expandafter\AMC@definitnumero\expandafter{\the\AMC@numerotation}{#1}\fi}
200 \def\AMC@unnumero#1{\AMC@prepare{#1}\csname AMC@numtab@#1\endcsname}
201 \def\AMC@affecte#1#2{\AMC@prepare{#1}\global#2=\csname AMC@numtab@#1\endcsname}
```

## 4.7 Boxes

### 4.7.1 Position logging

`\AMC@tracebox` Command `\AMC@tracebox{<trace>}{<key>}{<content>}` makes a L<sup>A</sup>T<sub>E</sub>X box around `<content>`, and, if `<trace>` is not empty, logs to the `.xy` file informations to be able to compute exact location of this box on the page, attached to the box identification `<key>`.

Command `\AMC@pagepos` logs page and page size informations at the beginning of each page.

```
202 \def\AMC@tracepos#1#2{%
```

```

203 \ifAMC@calibration\ifx\@empty#1\@empty\else%
204 \pdfsavepos\protected@write\AMC@XYFILE{-}{%
205 \string\tracepos%
206 {\the\AMCid@etud/\thepage:#2}%
207 {\noexpand\number\pdflastxpos sp}%
208 {\noexpand\number\pdflastypos sp}%
209 {\AMC@shapename}}%
210 \fi\fi}
211 \def\AMC@traceposx#1#2{%
212 \ifAMC@calibration\ifx\@empty#1\@empty\else%
213 \pdfsavepos\protected@write\AMC@XYFILE{-}{%
214 \string\tracepos%
215 {\the\AMCid@etud/\thepage:#2}%
216 {\noexpand\number\pdflastxpos sp}%
217 {0sp}%
218 {\AMC@shapename}}%
219 \fi\fi}
220 \def\AMC@traceposy#1#2{%
221 \ifAMC@calibration\ifx\@empty#1\@empty\else%
222 \pdfsavepos\protected@write\AMC@XYFILE{-}{%
223 \string\tracepos%
224 {\the\AMCid@etud/\thepage:#2}%
225 {0sp}%
226 {\noexpand\number\pdflastypos sp}%
227 {\AMC@shapename}}%
228 \fi\fi}
229 \newcommand\AMC@tracebox[3]{%
230 \vbox{\AMC@traceposy{#1}{#2}%
231 \hbox{\AMC@traceposx{#1}{#2}#3\AMC@traceposx{#1}{#2}}}%
232 \AMC@traceposy{#1}{#2}}
233 \def\AMC@pagepos{%
234 \ifAMC@calibration\protected@write\AMC@XYFILE{-}{%
235 \string\page%
236 {\the\AMCid@etud/\thepage/\the\AMCid@check}%
237 {\the\paperwidth}{\the\paperheight}}\fi}

```

`\AMCdontScan` The commands `\AMCdontScan` and `\AMCdontAnnotate` write into the xy file instructions related to the current question.

```

238 \newcommand{\AMCdontScan}{\ifAMC@calibration\immediate\write\AMC@XYFILE{\string\dontscan{\the\AMCid@etud,\the\AMCid@check}}}%
239 \newcommand{\AMCdontAnnotate}{\ifAMC@calibration\immediate\write\AMC@XYFILE{\string\dontannotate{\the\AMCid@etud,\the\AMCid@check}}}%
240 %

```

`amcxyfile` The following lines defines an environment to use a particular file for positions outputs. This is used mainly for documentation or testing.

```

241 \newwrite\AMC@XYspecial
242 \newwrite\AMC@tmpXY
243 \newenvironment{amcxyfile}[1]{%
244 \openout\AMC@XYspecial#1%
245 \let\AMC@tmpXY=\AMC@XYFILE%
246 \let\AMC@XYFILE=\AMC@XYspecial%

```

```
247 }{\let\AMC@XYFILE=\AMC@tmpXY\closeout\AMC@XYSpecial}
```

`\namefield` The `\namefield{<name field content>}` is a simple call to `\AMC@tracebox`:

```
248 \newcommand{\namefield}[1]{\AMC@tracebox{1}{nom}{#1}}
```

It is used to enclose the page region where students are to write their names, so as to retrieve it easily from the scans. For example,

```
\namefield{\fbox{%
  \begin{minipage}{5cm}
    Name:

    \vspace*{.5cm}\noindent\dotfill
    \vspace{2mm}
  \end{minipage}}}
```

produces the following box:

|                |
|----------------|
| Name:<br>..... |
|----------------|

and outputs information about the position of the box in the `.xy` file, as seen in section 5.1.

#### 4.7.2 Boxes to be checked by students

`\AMC@boxedchar` There are two styles for boxes to be checked by the students. The first one is an empty box, printed beside the answer. The second is a box with a character in it. It is mainly used when answers are to be given on a separate answer sheet.

These boxes can be drawn using command `\AMC@boxedchar{<char>}{<trace>}{<key>}{<filled>}`: `<char>` is the character to print inside the box, `<trace>` is non-empty if you want to log the box position in the `.xy` file, `<key>` is the box identification, and `<filled>` is non-empty for filling the box.

Depending on the required shape for the boxes, the corresponding `\AMC@shape@xxx{<color>}{<background-color>}{<trace>}` command is used.

The color of the boxes and of the characters drawn in them can be set using the command `\AMCboxColor{<color>}`, where `<color>` is a color that should be defined for the `xcolor` package. This color is used only in the case the box will be used for data capture: it is not used on the corrected answer sheet (`answers` or `indivanswers` package option), and not used on the subject part of an exam with a separate answer sheet (`separateanswersheet` package option).

For example, `\AMC@boxedchar{K}{1}{test}{}` produce the box 

|   |
|---|
| K |
|---|

, writing the lines in the `.xy` file shown in section 5.2.

```
249 \def\AMC@boxcolor{black}
250 \newcommand\AMCboxColor[1]{%
251   \def\AMC@boxcolor{#1}}
252 \newcommand\AMC@boxedchar[4]{\AMC@LR{\hspace{0pt}}%
253   {\ifx\empty#2\empty \def\AMC@boxcolor{black}\fi}%
254   \ifAMC@correc\def\AMC@boxcolor{black}\fi%
```

```

255 \lower\AMC@boxeddown\hbox{\csname AMC@shape@\AMC@shapename\endcsname%
256 {\AMC@boxcolor}%
257 {\ifx\@empty#4\@empty white\else\AMC@boxcolor\fi}{#2}{#3}{\AMCchoiceLabelFormat{#1}}}%
258 }
259 \newcommand\AMC@shape@square[5]{%
260 \fboxsep=z@\fboxrule=\AMC@boxedrule%
261 \fcolorbox{#1}{#2}%
262 {\vbox to \AMC@boxedheight{\AMC@tracepos{#3}{#4}\vfill %
263 \hbox to \AMC@boxedwidth{\hfill{\textcolor{#1}{#5}}\hfill}\vfill}%
264 \AMC@tracepos{#3}{#4}}}%
265 \newcommand\AMC@shape@oval[5]{%
266 \AMC@tracebox{#3}{#4}{\begin{tikzpicture}%
267 \useasboundingbox (-0.5\AMC@boxedwidth,0.5\AMC@boxedheight)
268 rectangle (0.5\AMC@boxedwidth,-0.5\AMC@boxedheight);
269 \draw[#1,fill=#2,line width=\AMC@boxedrule,rounded corners=\AMC@oval@radius]
270 (-0.5\AMC@boxedwidth,0.5\AMC@boxedheight)
271 rectangle (0.5\AMC@boxedwidth,-0.5\AMC@boxedheight);
272 \draw[#1] (0,0) node {#5};
273 \end{tikzpicture}}}%
274 }

```

**\AMC@caselettre** Command \AMC@caselettre is the same as \AMC@boxedchar, but if  $\langle char \rangle$  is empty, it is replaced by an arabic or alphabetical counter, depending on the use of the `digits` package option.

**\AMCchoiceLabel** To use another way to label the choices boxes, the user can redefine the \AMCchoiceLabel macro, which takes as argument the name of the counter used to number the choices. One can for example use `\def\AMCchoiceLabel#1{\alph{#1}}` to ask for lowercase letters.

**\AMCchoiceLabelFormat** To write these labels with another font, size, or so, the user can redefine the \AMCchoiceLabelFormat macro, which takes as argument the label. One can for example get sans serif bold labels with `\def\AMCchoiceLabelFormat#1{{\textsf{\textsf{#1}}}}`.

```

275 \def\AMCchoiceLabel#1{%
276 \ifAMC@inside@digit\arabic{#1}%
277 \else\Alph{#1}\fi%
278 }
279 \def\AMCchoiceLabelFormat#1{#1}
280 \newcounter{AMC@ncase}
281 \setcounter{AMC@ncase}{0}
282 \newcommand\AMC@caselettre[4]{%
283 \AMC@boxedchar{\ifx\@empty#1\@empty%
284 \AMCchoiceLabel{AMC@ncase}%
285 \else #1\fi}{#2}{#3}{#4}}

```

**\AMCboxDimensions** The dimensions of these box are managed by \AMCboxDimensions{ $\langle sizes \rangle$ }, where  $\langle sizes \rangle$  is a coma separated list of  $\langle name \rangle = \langle dimension \rangle$  constructs. Here,  $\langle name \rangle$  can be `size` for the box size, `rule` for the box rule width and `down` for moving the box down.

```

286 \newlength\AMC@boxedrule
287 \newlength\AMC@boxeddown
288 \newlength\AMC@boxedwidth
289 \newlength\AMC@boxedheight
290 \newlength\AMC@oval@radius

```

```

291 \define@choicekey{AMCdim}{shape}{square,oval}{\def\AMC@shapename{#1}}
292 \define@key{AMCdim}{size}{\AMC@boxedwidth=#1\AMC@boxedheight=#1}
293 \define@key{AMCdim}{height}{\AMC@boxedheight=#1}
294 \define@key{AMCdim}{width}{\AMC@boxedwidth=#1}
295 \define@key{AMCdim}{rule}{\AMC@boxedrule=#1}
296 \define@key{AMCdim}{down}{\AMC@boxeddown=#1}
297 \def\AMCboxDimensions#1{%
298   \setkeys{AMCdim}{#1}%
299   \ifnum\AMC@boxedwidth<\AMC@boxedheight%
300     \AMC@oval@radius=\AMC@boxedwidth\divide\AMC@oval@radius\tw@%
301   \else%
302     \AMC@oval@radius=\AMC@boxedheight\divide\AMC@oval@radius\tw@%
303   \fi%
304 }
305 \AMCboxDimensions{shape=square,size=2.5ex,down=.4ex,rule=.5pt}

```

`\AMC@marque` Command `\AMC@marque{<char>}{<filled>}` prints a box with character *<char>* inside, and filled if *<filled>* is non-empty, using global variables to identify the box (question and choice).  
`\AMCformBox` It calls `\AMCformBox{<char>}{<filled>}{<trace>}{<key>}` to actually render the box. This last command can be customized by the user.

Command `\AMC@formBox` simply sets the first argument when empty before calling `\AMCformBox`.

```

306 \newcommand\AMCformBox[4]{%
307   \ifAMC@outside@box% letter to be written outside the box
308     \AMC@boxedchar{#3}{#4}{#2}\hspace{.1em}{\textbf{#1}}%
309   \else%
310     \AMC@boxedchar{#1}{#3}{#4}{#2}%
311   \fi%
312 }
313 \newcommand\AMC@formBox[4]{%
314   \AMCformBox{\ifx\@empty#1\@empty%
315     \AMCchoiceLabel{AMC@ncase}%
316     \else #1\fi}{#2}{#3}{#4}%
317 }
318 \newcommand{\AMC@marque}[2]{%
319   \ifAMC@ensemble%
320     \ifAMC@zoneformulaire% for codes inside form sheet
321       \protect\AMC@formBox{#1}{#2}{1}{case:\AMCid@name:\the\AMCid@quest,\the\AMCrep@count}%
322     \else%
323       \ifAMCformulaire@dedans% for answer boxes inside form sheet
324         \protect\AMC@formBox{#1}{#2}{1}{case:\AMCid@name:\the\AMCid@quest,\the\AMCrep@count}%
325       \else% outside form sheet: not to be read during data capture
326         \AMC@caselettre{#1}{#2}%
327       \fi\fi%
328   \else% no separate sheet for answers: always read
329     \ifAMC@inside@box%
330       \AMC@caselettre{#1}{1}{case:\AMCid@name:\the\AMCid@quest,\the\AMCrep@count}{#2}%
331     \else%
332       \AMC@boxedchar{1}{1}{case:\AMCid@name:\the\AMCid@quest,\the\AMCrep@count}{#2}%
333     \fi%
334   \fi%

```

335 }

### 4.7.3 Binary boxes

The package prints on each page some boxes that code (like binary digits) student sheet number, page number and a check number, so as to be read easily from scans after exam.

`\AMCid@checkmax` The check number is just decreased each page. Its maximum value is `\AMCid@checkmax`. The number of binary digits used to print student sheet number, page and check number are `\AMC@NCBetud`, `\AMC@NCBpage` and `\AMC@NCBcheck`. The number of the first page is `\AMC@premierecopie`.  
`\AMC@NCBcheck` The length of zone reserved for binary boxes is `\AMC@CBtaille`.

```
336 \def\AMCid@checkmax{60}
337 \def\AMC@NCBetud{12}
338 \def\AMC@NCBpage{6}
339 \def\AMC@NCBcheck{6}
340 \newlength{\AMC@CBtaille}\setlength{\AMC@CBtaille}{5cm}
341 \def\AMC@premierecopie{1}
```

`\AMC@binaryBoxes` Command `\AMC@binaryBoxes[⟨ndigits⟩]{⟨n⟩}` prints `⟨ndigits⟩` boxes to represent number `⟨n⟩` in its binary form. `\AMCbin@one` and `\AMCbin@zero` print individual digit-boxes.

For example, `\AMC@binaryBoxes[12]{367}` shows  $367 = 000101101111_2$  using 12 boxes:



```
342 \newtoks\AMCbin@sequence
343 \newcount\AMCbin@number
344 \newcount\AMCbin@endigits
345 \newcount\AMCbin@id
346 \newcount\AMCbin@digit
347 \def\AMCbin@one{\advance\AMCbin@digit\@ne%
348   \AMC@boxedchar{1}{chiffre:\the\AMCbin@id,\the\AMCbin@digit}{1}}
349 \def\AMCbin@zero{\advance\AMCbin@digit\@ne%
350   \AMC@boxedchar{0}{chiffre:\the\AMCbin@id,\the\AMCbin@digit}{0}}
351 \def\AMCbin@begin#1{\AMCbin@id=#1\AMCbin@digit=\z@}
352 \newcommand{\AMC@binaryBoxes}[2][1]{%
353   {\AMCboxDimensions{shape=square,size=.32cm,down=0pt,rule=.2pt}\AMCbin@sequence={}\AMCbin@number=#2\relax%
354   \AMCbin@endigits=\z@%
355   \loop%
356     \ifnum\AMCbin@number>\z@%
357     \advance\AMCbin@endigits\@ne%
358     \ifodd\AMCbin@number\AMCbin@sequence=\expandafter{\expandafter\AMCbin@one\the\AMCbin@sequence}%
359     \else\AMCbin@sequence=\expandafter{\expandafter\AMCbin@zero\the\AMCbin@sequence}\fi%
360     \divide\AMCbin@number\tw@%
361     \repeat%
362   \loop\relax%
363   \ifnum\AMCbin@endigits<#1\advance\AMCbin@endigits\@ne%
364   \AMCbin@sequence=\expandafter{\expandafter\AMCbin@zero\the\AMCbin@sequence}\repeat%
365   \the\AMCbin@sequence%
366 }}
```

## 4.8 Handling groups of questions

The package allows to handle groups of questions, so as to be able to shuffle them before printing them to the sheets.

**\nouveau groupe** Command `\nouveau groupe{<group-name>}{<n>}` creates a new (empty) group with name `<group-name>` (argument `<n>` is present only for compatibility reasons and is ignored). Command **\element** `\element{<group-name>}{<text>}` adds to group `<group-name>` a new element that contains `<text>`. `<text>` can be a **question** environment, or two successive **questions** to be kept together, or anything else. Calling command `\nouveau groupe` is not compulsory, as `\element` calls it if necessary.

```

367 \newcount\AMCtok@k
368 \newcount\AMCtok@max
369 \newcommand{\nouveau groupe}[2]{%
370   \expandafter\ifx\csname #1@k\endcsname\relax
371     \expandafter\newcount\csname #1@k\endcsname%
372     \csname #1@k\endcsname=\z@%
373   \fi%
374 }
375 \newcommand\AMC@prepare@element[1]{%
376   \nouveau groupe{#1}{}%
377   \global\advance\csname #1@k\endcsname\@ne\relax%
378   \AMCtok@k=\csname #1@k\endcsname%
379   \expandafter\ifx\csname #1@romannumeral\AMCtok@k\endcsname\relax%
380     \expandafter\newtoks\csname #1@romannumeral\AMCtok@k\endcsname\fi%
381 }
382 \newcommand{\element}[2]{%
383   \AMC@prepare@element{#1}%
384   \csname #1@romannumeral\AMCtok@k\endcsname={#2}%
385 }

```

**\shuffle group** Command `\shuffle group{<group-name>}` shuffles the elements of group `<group-name>`. It can be called at each student sheet in order to get different student sheets and avoid cheating. Command **\insert group** `\insert group[<n>]{<groupname>}` inserts all the elements of group `<groupname>`, or only the first `<n>` elements if `<n>` is given.

```

386 \newcommand{\shuffle group}[1]{%
387   \ifAMC@shuffleG{\AMC@shuffletoks{\number\csname #1@k\endcsname}{#1@}}\fi%
388 }
389 \newcount\AMCtok@ik
390 \newcommand{\insert group}[2][0]{%
391   \AMCtok@max=#1\relax%
392   \ifAMC@fullGroups\AMCtok@max=\z@\fi%
393   \ifnum\the\AMCtok@max<1%
394     \AMCtok@max=\csname #2@k\endcsname%
395   \fi%
396   \AMCtok@ik=\z@%
397   {\loop%
398     \advance\AMCtok@ik\@ne\relax%
399     {\the\csname #2@romannumeral\AMCtok@ik\endcsname}%
400     \ifnum\AMCtok@ik<\AMCtok@max\repeat}%
401 }

```

`\cleargroup`    The commands `\cleargroup` and `\copygroup` can also be used to make more complex questions combinations in the exams, allowing for example to ask the package to shuffle 3 questions taken at random from group `groupa` and 5 questions taken at random from group `groupb`.

`\cleargroup{<group>}` clears the group `<group>`, erasing all of its elements.

`\copygroup[<n>]{<from>}{<to>}` copies `<n>` elements from group `<from>` to group `<to>`. If optional parameter `<n>` is not given, all the questions from group `<from>` are copied.

See section 3.4 for an illustration for these commands.

```

402 \newcommand{\cleargroup}[1]{%
403   \nouveaugroupe{#1}{}%
404   \csname #1@k\endcsname=\z@%
405 }
406 \newcommand{\copygroup}[3][0]{%
407   \AMCtok@max=#1\relax%
408   \ifAMC@fullGroups\AMCtok@max=\z@%fi%
409   \ifnum\the\AMCtok@max<1%
410     \AMCtok@max=\csname #2@k\endcsname%
411   %fi%
412   \AMCtok@ik=\z@%
413   {\loop%
414     \advance\AMCtok@ik\@ne\relax%
415     \AMC@prepare@element{#3}%
416     \global\csname #3@\romannumeral\AMCtok@k\endcsname=\csname #2@\romannumeral\AMCtok@ik\endcsname%
417     \ifnum\AMCtok@ik<\AMCtok@max\repeat}%
418 }
```

## 4.9 Questions

To manage multiple choice questions, first set some counters and token registers to handle answers. Token registers `\reponse@i`, `\reponse@ii` and so on will be used for answers – we restrict the number of answers of a single questions to `\AMCload@counter = 199`.

```

419 \newcount\AMCrep@count
420 \AMCload@counter=199
421 \@whilenum\AMCload@counter>0\do{%
422   \expandafter\newtoks\csname reponse@\romannumeral\AMCload@counter\endcsname%
423   \advance\AMCload@counter\m@ne%
424 }
```

`\AMCload@reponse`    Command `\AMCload@reponse{<n>}{<text>}` will be used to add answer number `<n>` with text `<text>`  
`\AMCrien@deux`    (`<text>` will include the box to be ticked and all the layout commands) to the set of answers (in a token register `\reponse@xxx` – counter `\AMCload@counter` keeps track of the number of answers), in order to shuffle them when all answers will be loaded.

When answers are not to be shuffled, command `\AMCrien@deux{<n>}{<text>}` will be used instead, only printing `<text>`.

```

425 \newcommand\AMCload@reponse[2]{%
426   \advance\AMCload@counter\@ne\relax%
427   \csname reponse@\romannumeral\AMCload@counter\endcsname%
428   =\expandafter{\expandafter\AMCrep@count\expandafter=#2 #1}%
429 }
```

```
430 \newcommand\AMCrien@deux[2]{#1}
```

`\shuffle@it` After loading all answers, commands `\shuffle@it` will be used to shuffle them, and `\AMCdump@reponses` to print them.

```
431 \def\shuffle@it{\AMC@shuffletoks{\number\AMCload@counter}{reponse@}}
432 \newcount\AMCnum@questions
433 \newcommand\AMCdump@reponses{%
434   \global\AMCnum@questions=\AMCload@counter%
435   \@whilenum\AMCload@counter>0\do{%
436     \the\csname reponse@\romannumeral\AMCload@counter\endcsname%
437     \advance\AMCload@counter@m@ne}}
```

#### 4.9.1 Managing answers

`\lastchoices` Command `\AMCrep@init{<mode>}` is called for each question before reading answers. `<mode>` is `r` for suffled answers, and `o` if answers are not to be shuffled. It sets the number of answers counter to zero, and calls `\AMCrep@o` or `\AMCrep@r` depending on `<mode>`. These commands sets `\AMCload@@reponse` and `\AMCrep@fini` that will be called for each answer and after the last answer respectively, depending on `<mode>`:

- If `<mode>=r`, `\AMCload@@reponse` is `\AMCload@reponse` (loads answer to token register) and `\AMCrep@fini` calls `\shuffle@it` and `\AMCdump@reponses`;
- If `<mode>=o`, `\AMCload@@reponse` is `\AMCrien@deux` (prints answer directly) and `\AMCrep@fini` does nothing.

Command `\lastchoices` is called before giving answers that are to be printed at the end (even when shuffling answers). It closes the answers list calling `\AMCrep@fini` and opens another one in ordered mode. Note that it also saves the value of `\AMCrep@count`, which is the number of the current answer among all answers given in the subject source for the current question.

Command `\AMC@fin@rep` is to be called after the last answer: it adds a “None of these answers are correct.” answer if necessary (package option `completemulti`) with answer number zero, and calls `\AMCrep@fini`.

```
438 \newcommand\AMCrep@init[1]{%
439   \ifAMC@ordre\AMCrep@o\else%
440     \csname AMCrep@#1\endcsname\fi\AMCload@counter=\z@}
441 \newcommand\AMCrep@o{%
442   \def\AMCload@@reponse{\AMCrien@deux}\def\AMCrep@fini{}}
443 \newcommand\AMCrep@r{%
444   \def\AMCload@@reponse{\AMCload@reponse}%
445   \def\AMCrep@fini{\shuffle@it\AMCdump@reponses}}
446 \newcount\AMCrep@count
447 \newcommand\lastchoices{%
448   \AMCrep@count=\AMCrep@count%
449   \AMCrep@fini\AMCrep@init{o}%
450   \AMCrep@count=\AMCrep@count}
451 \newcommand\@aucune{\emph{\AMC@loc@none}}
452 \newcommand\AMC@fin@rep{%
453   \ifAMCcomplete@multi\ifAMCtype@multi%
```

```

454 \lastchoices\AMCrep@count=-1%
455 \ifAMCune@bonne\wrongchoice{\@aucune}\else%
456 \ifAMC@postcorrect\wrongchoice{\@aucune}\else\correctchoice{\@aucune}\fi%
457 \fi\fi\fi\AMCrep@fini}

```

#### 4.9.2 Separate answer sheet

This package needs some memory to print questions/answers boxes again on a separate answer sheet.

`\AMCformQuestion` First define commands that will announce questions and answers on the separate answer sheet (these commands can be modified by the user): `\AMCformQuestion{<n>}` is responsible for announcing question number  $\langle n \rangle$ , and `\AMCformAnswer{<box>}` is responsible for printing the box to be ticked, given as argument  $\langle box \rangle$ .

Commands `\AMCformQuestionA` and `\AMCformAnswerA` set up counter `\AMC@ncase` value before calling their counterparts.

```

458 \def\AMCmem@ireData{}
459 \def\AMCformQuestion#1{\vspace{\AMCformVSpace}\par{\AMC@loc@qf{#1}}}
460 \def\AMCformQuestionA#1{\setcounter{AMCquestionaff}{#1}%
461 \setcounter{AMC@ncase}{0}\AMCformQuestion{#1}}
462 \def\AMCformAnswer#1{\hspace{\AMCformHSpace} #1}
463 \def\AMCformAnswerA#1{\addtocounter{AMC@ncase}{1}\AMCformAnswer{#1}}

```

`\AMCmem@ireAJ` These are commands to manage memory for separate answer sheet. `\AMCmem@ireAJ{<code>}` adds  $\langle code \rangle$  to this memory. `\AMCmem@ireAJRep{<code>}` adds to memory answer code  $\langle code \rangle$ , and `\AMCform` `\AMCmem@ireQ{<n>}` adds to memory question code to announce question number  $\langle n \rangle$ .

`\AMCformS` The command `\AMCformBegin` defines the beginning of the separate answer sheet for the current student sheet, and `\AMCform` prints the whole memory: questions and answers boxes.

`\AMCformS` is a `\AMCform` variant that does not clear the list of answer boxes. It can be used to make the same exact subject for all students, displaying the questions before (outside) `onecopy`, so that `onecopy` contains only the answer sheet.

```

464 \newcommand\AMCmem@ireAJ[1]{%
465 \ifAMC@ensemble\ifAMC@zoneformulaire\else%
466 \begingroup\AMCformulaire@dedanstrue%
467 \let\protect@unexpandable@protect%
468 \global\edef\AMCmem@ireData{\AMCmem@ireData #1}%
469 \endgroup\fi\fi}
470 \newcommand\AMCmem@ireAJRep[1]{%
471 \addtocounter{AMC@ncase}{1}\AMCmem@ireAJ{\protect\AMCformAnswerA{#1}}}
472 \newcommand\AMCmem@ireQ[1]{\AMCmem@ireAJ{\protect\AMCformQuestionA{#1}}}
473 \def\AMCformBegin{%
474 \AMC@zoneformulairetrue\setcounter{section}{0}%
475 \ifAMC@ensemble\ifAMC@autemarks\pagestyle{AMCpageFull}\fi\fi%
476 }
477 \newcommand\AMCform{%
478 \ifAMC@ensemble\AMCformulaire@dedanstrue\AMCmem@ireData%
479 \global\def\AMCmem@ireData{}\fi}

```

```

480 \newcommand\AMCformS{%
481   \ifAMC@ensemble\AMCformulaire@dedanstrue%
482   \AMC@amclog{AUTOQCM[BR=0]^J}\AMCmem@ireData%
483   \fi}

```

`\AMCsection` and `\AMCsubsection` commands issue their standard counterparts (`\section` and `\subsection` with the same argument, both in the subject *and* in the separate answer sheet.

```

484 \newcommand{\AMCsection}[1]{\section{#1}\AMCmem@ireAJ{\protect\section{#1}}}
485 \newcommand{\AMCsubsection}[1]{\subsection{#1}\AMCmem@ireAJ{\protect\subsection{#1}}}

```

#### 4.9.3 Formatting answers

`choices` Answers have to be included in an environment `choices` (standard), `choiceshoriz` (answers on one line) or `choicescustom` (user defined) depending on the desired formatting.

`choicescustom` Use `\AMCBoxedAnswers` to request all answers to be included in L<sup>A</sup>T<sub>E</sub>X boxes; this can be useful for example when using multicolumn answers formatting.

```

486 \def\AMCBoxedAnswers{\AMC@rbloctrue}
487 \newenvironment{choices}[1][r]{%
488   \AMCrep@count=\z@\def\une@rep{\AMCrep@itemize}%
489   \ifAMC@rbloc\def\une@rep{\AMCrep@bloc}%
490   \else\begin{itemize}\setlength{\itemsep}{\AMCinterIrep}\fi%
491   \AMCrep@init{#1}}%
492   {\AMC@fin@rep\ifAMC@rbloc\else\end{itemize}\fi}
493 \newenvironment{choiceshoriz}[1][r]{%
494   \AMCrep@count=\z@\def\une@rep{\AMCrep@ligne}\AMCrep@init{#1}%
495   \par\begin{center}}%
496   {\AMC@fin@rep\end{center}}
497 \newenvironment{choicescustom}[1][r]{%
498   \AMCrep@count=\z@\def\une@rep{\AMCrep@perso}\AMCrep@init{#1}%
499   \AMCbeginAnswer\ignorespaces}%
500   {\AMC@fin@rep\AMCendAnswer}

```

`\AMCrep@bloc` For each of these styles, a corresponding `\AMCrep@xxx{⟨box⟩}{⟨text⟩}` is defined, which will format the answer with a box given in `⟨box⟩` and text `⟨text⟩`. `\AMCrep@bloc` is also defined and used in standard formatting when the user wants to put answers inside a L<sup>A</sup>T<sub>E</sub>X box.

```

\AMCrep@itemize
\AMCrep@ligne
\AMCrep@perso
501 \newcommand\AMCrep@bloc[2]{\AMCmem@ireAJRep{#1}%
502   \par\noindent\begin{minipage}{\linewidth}%
503     \begin{itemize}\item[1] #2\end{itemize}\end{minipage}%
504     \vspace{\AMCinterBrep}}
505 \newcommand\AMCrep@itemize[2]{\AMCmem@ireAJRep{#1}\item[1] #2}
506 \newcommand\AMCrep@ligne[2]{\AMCmem@ireAJRep{#1}%
507   \mbox{#1\hspace*{1em}#2}\hspace{3em plus 4em}}
508 \newcommand\AMCrep@perso[2]{\AMCmem@ireAJRep{#1}\AMCanswer{#1}{#2}}

```

The custom style will use user-defined commands to format answers: `\AMCbeginAnswer` is called once before answers, `\AMCanswer{⟨box⟩}{⟨text⟩}` is called for each answer (`⟨box⟩` being the box to be ticked and `⟨text⟩` the text associated with the proposed answer), and `\AMCendAnswer` is called after all answers.

```

509 \def\AMCbeginAnswer{}

```

```

510 \def\AMCanswer#1#2{#1 #2}
511 \def\AMCendAnswer{}

```

`\correctchoice` The commands `\correctchoice` and `\wrongchoice` are used inside `choices`-like environments to give the proposed answers and specify if they are to be ticked by the students or not.

```

512 \newcommand{\correctchoice}[2] [] {\global\advance\AMCrep@count\@ne\relax%
513 \ifAMC@calibration\AMC@amclog{AUTOQCM[REP=\the\AMCrep@count:B]^^J}\fi%
514 \global\AMCune@bonnettrue%
515 \AMCload@creponse{\une@rep{\ifAMC@correc\AMC@marque{#1}{1}%
516 \else\AMC@marque{#1}{}\fi}{#2}}{\the\AMCrep@count}\ignorespaces}
517 \newcommand{\wrongchoice}[2] [] {\global\advance\AMCrep@count\@ne\relax%
518 \ifAMC@calibration\AMC@amclog{AUTOQCM[REP=\the\AMCrep@count:M]^^J}\fi%
519 \AMCload@creponse{\une@rep{\AMC@marque{#1}{}}{#2}}{\the\AMCrep@count}%
520 \ignorespaces}

```

#### 4.9.4 Formatting questions

`\AMCquestionaff` The counter `\AMCquestionaff` keeps track of the current question number. It can be redefined by the user, for example to print several questions without a number, and then print questions with a number starting at one.

`\AMC@qaff` will increase this counter and format the question number out.

```

521 \newcounter{AMCquestionaff}
522 \newcommand{\AMCnumero}[1]{\setcounter{AMCquestionaff}{#1}\addtocounter{AMCquestionaff}{-1}}
523 \newcommand\AMC@qaff{\addtocounter{AMCquestionaff}{1}\arabic{AMCquestionaff}}

```

`\AMCbeginQuestion` The command `\AMCbeginQuestion{<n>}{<sign>}` will format the question header, where `<n>` is the question number and `<sign>` being `\multiSymbole` in case of a multiple question, and empty in case of a simple one. `\AMCbeginQuestion` and `\multiSymbole` can be user-redefined.

```

524 \def\AMCbeginQuestion#1#2{\par\noindent\AMC@loc@q{#1}{#2}\hspace*{1em}}
525 \def\multiSymbole{$_clubsuit$}

```

`question` Environment `{question}{<key>}` encloses a simple question (with one and only one correct choice) with associated unique key `<key>` and the proposed answers.

`questionmult` Environment `{questionmult}{<key>}` is the same for multiple questions (with none, one or several correct choices).

Environment `{questionmultx}{<key>}` is the same as `questionmult`, but with no use of `\multiSymbole`.

Environment `{questionouverte}[<width>]` is used for open questions (that won't be marked automatically!), with width given as an optional argument (defaults to 3 cm).

```

526 \ifx\question\undefined\else\let\question\undefined\fi
527 \def\AMCnobloc{\AMC@qblocfalse}
528 \def\AMCbloc{\AMC@qbloctrue}
529 \newenvironment{question}[2] [] {%
530 \global\def\AMCid@name{#2}\AMC@affecte{#2}{\AMCid@quest}%
531 \ifAMC@calibration\AMCmessage{Q=\the\AMCid@quest}\fi%
532 \AMCtype@multifalse\ifAMC@qbloc\noindent\begin{minipage}{\linewidth}\fi%
533 \ifAMC@affichekeys\index{\texttt{#2}}\fi%
534 \AMCbeginQuestion{\ifAMC@affichekeys\ifAMC@ensemble\AMC@qaff\ \fi[\texttt{#2}]\else\AMC@qaff\fi}{#1}%

```

```

535 \AMCformulaire@dedansfalse\setcounter{AMC@ncase}{0}%
536 \AMCmem@ireQ{\arabic{AMCquestionaff}}}%
537 {\ifAMC@qbloc\end{minipage}\vspace{\AMCinterBquest}\else\vspace{\AMCinterIquest}\fi\AMCmessage{FQ}}
538 \newenvironment{questionmult}[1]{%
539 \AMC@bonnefalse\begin{question}[{\multiSymbole}]{#1}%
540 \AMCtype@multitrue\ifAMC@calibration%
541 \AMC@amclog{AUTOQCM[MULT]^J}\fi}%
542 {\end{question}}
543 \newenvironment{questionmultx}[1]{%
544 \begingroup\def\multiSymbole{}\begin{questionmult}{#1}}%
545 {\end{questionmult}\endgroup}
546 \newdimen\ouverte@vs
547 \newenvironment{questionouverte}[1][3cm]{%
548 \AMCtype@multifalse\ouverte@vs=#1%
549 \ifAMC@qbloc\noindent\begin{minipage}{\linewidth}\fi%
550 \AMCbeginQuestion{\AMC@qaff}{}}%
551 {\vspace*{\ouverte@vs}\ifAMC@qbloc\end{minipage}\vspace{3ex}\fi}

```

## 4.10 Scoring

`\scoring` Scoring strategies are simply transmitted to the `.amc` file for later analysis.

`\scoringDefaultS` `\scoring{<score>}` details the scoring strategy for current question or current answer,  
`\scoringDefaultM` `\scoringDefaultS{<score>}` and `\scoringDefaultM{<score>}` gives default scoring strategy for  
`QuestionIndicative` simple and multiple questions, and `\QuestionIndicative` tells that the current question is not  
no be taken into account in the global mark.

```

552 \def\scoring#1{\ifAMC@calibration\AMC@amclog{AUTOQCM[B=#1]^J}\fi}
553 \def\scoringDefaultS#1{\ifAMC@calibration\AMC@amclog{AUTOQCM[BDS=#1]^J}\fi}
554 \def\scoringDefaultM#1{\ifAMC@calibration\AMC@amclog{AUTOQCM[BDM=#1]^J}\fi}
555 \def\QuestionIndicative{\ifAMC@calibration\AMC@amclog{AUTOQCM[INDIC]^J}\fi}

```

## 4.11 Numerical data

### 4.11.1 Codes

`\AMCcode` Students can code some numerical information (such as student number) through special questions, which can be formatted easily with the command `\AMCcode{<key>}{<ndigits>}`, where `<key>` is a key prefix and `<ndigits>` is the number of required digits. The digits entered by the student will be available through the questions `<key>.1, \dots, <key>.<ndigits>`.

As an example, `\AMCcode{code}{6}` produces the opposite boxes (two results are show here: without or with `separateanswersheet` option), and trace positions of all the boxes in the `.xy` file with the `code` identifier: the first digit is represented by question with key `code.6`, the second by question with key `code.5`, and so on.

Positions of the boxes are logged in the `.xy` file, as shown in section 5.3 for the first set of boxes (without `separateanswersheet`, with digits outside boxes).

|   |   |   |   |   |   |
|---|---|---|---|---|---|
| 0 | 0 | 0 | 0 | 0 | 0 |
| 1 | 1 | 1 | 1 | 1 | 1 |
| 2 | 2 | 2 | 2 | 2 | 2 |
| 3 | 3 | 3 | 3 | 3 | 3 |
| 4 | 4 | 4 | 4 | 4 | 4 |
| 5 | 5 | 5 | 5 | 5 | 5 |
| 6 | 6 | 6 | 6 | 6 | 6 |
| 7 | 7 | 7 | 7 | 7 | 7 |
| 8 | 8 | 8 | 8 | 8 | 8 |
| 9 | 9 | 9 | 9 | 9 | 9 |

|   |   |   |   |   |   |
|---|---|---|---|---|---|
| 0 | 0 | 0 | 0 | 0 | 0 |
| 1 | 1 | 1 | 1 | 1 | 1 |
| 2 | 2 | 2 | 2 | 2 | 2 |
| 3 | 3 | 3 | 3 | 3 | 3 |
| 4 | 4 | 4 | 4 | 4 | 4 |
| 5 | 5 | 5 | 5 | 5 | 5 |
| 6 | 6 | 6 | 6 | 6 | 6 |
| 7 | 7 | 7 | 7 | 7 | 7 |
| 8 | 8 | 8 | 8 | 8 | 8 |
| 9 | 9 | 9 | 9 | 9 | 9 |

The “horizontal” version `\AMCcodeH` can also be considered, specially with a small number of digits. See opposite for the result of `\AMCcodeH{code}{3}`.

|   |   |   |   |   |   |   |   |   |   |
|---|---|---|---|---|---|---|---|---|---|
| 0 | 1 | 2 | 3 | 4 | 5 | 6 | 7 | 8 | 9 |
| 0 | 1 | 2 | 3 | 4 | 5 | 6 | 7 | 8 | 9 |
| 0 | 1 | 2 | 3 | 4 | 5 | 6 | 7 | 8 | 9 |

```

556 \newcount\AMC@chiffres
557 \newdimen\AMCcodeHspace\AMCcodeHspace=.5em
558 \newdimen\AMCcodeVspace\AMCcodeVspace=.5em
559 \newdimen\AMCcodeBoxSep\AMCcodeBoxSep=.1em
560 \newcommand{\AMCcode}[2]{%
561 {\def\AMCbeginQuestion##1##2{}}%
562 \setlength{\parindent}{0pt}%
563 \def\AMCbeginAnswer{\hspace{0pt}}%
```

```

564 \vbox\bgroup}%
565 \def\AMCendAnswer{\vspace{-\AMCcodeVspace}\egroup%
566 \hspace{\AMCcodeHspace}}%
567 \def\AMCanswer##1##2{\hbox{##1\ifAMC@ensemble\else%
568 \ifAMC@inside@box\else\hspace{\AMCcodeBoxSep}\textbf{##2}}\fi\fi\hspace*{\fill}}%
569 \vspace{\AMCcodeVspace}}%
570 \AMCnobloc%
571 \AMC@chiffres=#2\loop%
572 \begin{question}{#1.\the\AMC@chiffres}\QuestionIndicative%
573 \begin{choicescustom}[o]\scoring{auto=0}%
574 \wrongchoice[0]{0}%
575 \wrongchoice[1]{1}%
576 \wrongchoice[2]{2}%
577 \wrongchoice[3]{3}%
578 \wrongchoice[4]{4}%
579 \wrongchoice[5]{5}%
580 \wrongchoice[6]{6}%
581 \wrongchoice[7]{7}%
582 \wrongchoice[8]{8}%
583 \wrongchoice[9]{9}%
584 \end{choicescustom}%
585 \end{question}%
586 \advance\AMC@chiffres\m@ne\ifnum\AMC@chiffres>0\repeat%
587 \hspace{-\AMCcodeHspace}%
588 }}
589 \newcommand{\AMCcodeH}[2]{%
590 {\def\AMCbeginQuestion##1##2{%
591 \setlength{\parindent}{0pt}%
592 \def\AMCbeginAnswer{\hbox\bgroup}%
593 \def\AMCendAnswer{\egroup\vspace{\AMCcodeVspace}\par}%
594 \def\AMCanswer##1##2{\hbox{##1\ifAMC@ensemble\else%
595 \ifAMC@inside@box\else\hspace{\AMCcodeBoxSep}\textbf{##2}}\fi\fi}%
596 \hspace{\AMCcodeHspace}}%
597 \AMCnobloc%
598 \AMC@chiffres=#2\loop%
599 \begin{question}{#1.\the\AMC@chiffres}\QuestionIndicative%
600 \begin{choicescustom}[o]\scoring{auto=0}%
601 \wrongchoice[0]{0}%
602 \wrongchoice[1]{1}%
603 \wrongchoice[2]{2}%
604 \wrongchoice[3]{3}%
605 \wrongchoice[4]{4}%
606 \wrongchoice[5]{5}%
607 \wrongchoice[6]{6}%
608 \wrongchoice[7]{7}%
609 \wrongchoice[8]{8}%
610 \wrongchoice[9]{9}%
611 \end{choicescustom}%
612 \end{question}%
613 \advance\AMC@chiffres\m@ne\ifnum\AMC@chiffres>0\repeat%

```

614 }}

#### 4.11.2 Numerical questions

`\AMCnumericChoices` The command `\AMCnumericChoices{<correct>}{<options>}` can be used as a replacement for the `choices` environment when the questions asks for a numeric value to code on the answer sheet.

As an example,

```
\begin{question}{product}
  What is the value of  $7 \times 5$ ?
  \AMCnumericChoices{35}{digits=2,sign=false}
\end{question}
```

produces (in correction mode):

|  |                            |                            |                                       |                                       |                                       |                            |                            |                            |                            |                            |                            |                            |                            |                            |                            |                                       |                            |                            |                            |                            |
|--|----------------------------|----------------------------|---------------------------------------|---------------------------------------|---------------------------------------|----------------------------|----------------------------|----------------------------|----------------------------|----------------------------|----------------------------|----------------------------|----------------------------|----------------------------|----------------------------|---------------------------------------|----------------------------|----------------------------|----------------------------|----------------------------|
| <b>Question 3</b> What is the value of $7 \times 5$ ?  |                            |                            |                                       |                                       |                                       |                            |                            |                            |                            |                            |                            |                            |                            |                            |                            |                                       |                            |                            |                            |                            |
| <table border="1" style="margin: auto; border-collapse: collapse;"> <tr> <td style="padding: 2px 5px;"><input type="checkbox"/>0</td> <td style="padding: 2px 5px;"><input type="checkbox"/>1</td> <td style="padding: 2px 5px;"><input type="checkbox"/>2</td> <td style="padding: 2px 5px;"><input checked="" type="checkbox"/>3</td> <td style="padding: 2px 5px;"><input type="checkbox"/>4</td> <td style="padding: 2px 5px;"><input type="checkbox"/>5</td> <td style="padding: 2px 5px;"><input type="checkbox"/>6</td> <td style="padding: 2px 5px;"><input type="checkbox"/>7</td> <td style="padding: 2px 5px;"><input type="checkbox"/>8</td> <td style="padding: 2px 5px;"><input type="checkbox"/>9</td> </tr> <tr> <td style="padding: 2px 5px;"><input type="checkbox"/>0</td> <td style="padding: 2px 5px;"><input type="checkbox"/>1</td> <td style="padding: 2px 5px;"><input type="checkbox"/>2</td> <td style="padding: 2px 5px;"><input type="checkbox"/>3</td> <td style="padding: 2px 5px;"><input type="checkbox"/>4</td> <td style="padding: 2px 5px;"><input checked="" type="checkbox"/>5</td> <td style="padding: 2px 5px;"><input type="checkbox"/>6</td> <td style="padding: 2px 5px;"><input type="checkbox"/>7</td> <td style="padding: 2px 5px;"><input type="checkbox"/>8</td> <td style="padding: 2px 5px;"><input type="checkbox"/>9</td> </tr> </table> | <input type="checkbox"/> 0 | <input type="checkbox"/> 1 | <input type="checkbox"/> 2            | <input checked="" type="checkbox"/> 3 | <input type="checkbox"/> 4            | <input type="checkbox"/> 5 | <input type="checkbox"/> 6 | <input type="checkbox"/> 7 | <input type="checkbox"/> 8 | <input type="checkbox"/> 9 | <input type="checkbox"/> 0 | <input type="checkbox"/> 1 | <input type="checkbox"/> 2 | <input type="checkbox"/> 3 | <input type="checkbox"/> 4 | <input checked="" type="checkbox"/> 5 | <input type="checkbox"/> 6 | <input type="checkbox"/> 7 | <input type="checkbox"/> 8 | <input type="checkbox"/> 9 |
| <input type="checkbox"/> 0   | <input type="checkbox"/> 1 | <input type="checkbox"/> 2 | <input checked="" type="checkbox"/> 3 | <input type="checkbox"/> 4            | <input type="checkbox"/> 5            | <input type="checkbox"/> 6 | <input type="checkbox"/> 7 | <input type="checkbox"/> 8 | <input type="checkbox"/> 9 |                            |                            |                            |                            |                            |                            |                                       |                            |                            |                            |                            |
| <input type="checkbox"/> 0   | <input type="checkbox"/> 1 | <input type="checkbox"/> 2 | <input type="checkbox"/> 3            | <input type="checkbox"/> 4            | <input checked="" type="checkbox"/> 5 | <input type="checkbox"/> 6 | <input type="checkbox"/> 7 | <input type="checkbox"/> 8 | <input type="checkbox"/> 9 |                            |                            |                            |                            |                            |                            |                                       |                            |                            |                            |                            |

and these boxes are only shown on the separate answer sheet if the `separateanswersheet` option is used.

This command uses the `\AMCformatChoices{<showcommand>}{<hidecommand>}{<qname>}{<qid>}` command, that calls either `<hidecommand>` if the `separateanswersheet` option is used and if we are currently in the question part (not in the answer sheet), or `<showcommand>` when all the boxes are to be produced.

```
615 \newcommand\AMCformatChoices[4]{%
616   \global\AMCrep@count=\z@%
617   \AMCmem@ireAJ{\global\AMCrep@count=\z@%
618     \protect #1{#3}{#4}{\AMCid@name}{\the\AMCid@quest}}%
619   \ifAMC@ensemble%
620     #2{#3}{#4}{\AMCid@name}{\the\AMCid@quest}%
621     \AMC@amclog{AUTOQCM[QPART]^^J}%
622   \else%
623     #1{#3}{#4}{\AMCid@name}{\the\AMCid@quest}%
624   \fi%
625 }
```

The `\AMCnumeric@char{<inside>}{<correct>}` draw a box with content `<inside>` (only if needed), where `<correct>` is 1 if the corresponding choice is correct and empty if not.

```
626 \newcommand{\AMCnumeric@char}[2]{%
627   \global\advance\AMCrep@count\@ne\relax%
628   \AMC@amclog{AUTOQCM[REP=\the\AMCrep@count:\ifx#2\@empty\@empty M\else B\fi]^^J}%
629   \ifAMC@correc\AMC@marque{#1}{#2}\else\AMC@marque{#1}{}\fi%
630   \ifAMC@inside@box\else\ifAMC@ensemble\else%
631     \hspace{\AMCcodeBoxSep}\textbf{#1}\fi\fi%
632 }
```

The command `\AMCnumeric@digit{<correct>}{<maxdigit>}` draws a box for current digit value `\AMC@chiffres`, if `<correct>` is the correct digit value, and `<maxdigit>` is the maximal digit value. The command `\AMCsignV{<valuecount>}` draws two boxes for the students to code the sign of the counter `<valuecount>` (which will be set to the absolute value). The command `\AMCnumericH{<varname>}{<correct>}{<maxdigit>}` draws a serie of boxes for all possible values of a digit (from 0 to `<maxdigit>`), where the correct value is `<correct>`, transmitting scoring data to AMC so that the variable `<varname>` will be set to the value chosen by the student.

```

633 \newdimen\AMCnumeric@Hspace\AMCnumeric@Hspace=.5em
634 \newdimen\AMCnumeric@Vspace\AMCnumeric@Vspace=1ex
635 \newcommand{\AMCnumeric@digit}[2]{%
636   \ifnum\AMC@chiffres=#1%
637     \AMCnumeric@char{\the\AMC@chiffres}{1}%
638   \else%
639     \AMCnumeric@char{\the\AMC@chiffres}{}%
640   \fi%
641 }
642 \newcommand{\AMCsignV}[1]{%
643   \ifnum#1<z@%
644     \hbox{\AMCnumeric@char{+}{}}\vspace{\AMCnumeric@Vspace}
645     \AMC@amclog{AUTOQCM[B=set.intS=1]^J}%
646     \hbox{\AMCnumeric@char{-}{}}
647     \AMC@amclog{AUTOQCM[B=set.intS=-1]^J}%
648     \global\multiply#1@mne%
649   \else%
650     \hbox{\AMCnumeric@char{+}{}}\vspace{\AMCnumeric@Vspace}
651     \AMC@amclog{AUTOQCM[B=set.intS=1]^J}%
652     \hbox{\AMCnumeric@char{-}{}}
653     \AMC@amclog{AUTOQCM[B=set.intS=-1]^J}%
654   \fi%
655 }
656 \newcommand{\AMCnumericH}[3]{%
657   \ifKV@AMCnumeric@nozero\AMC@chiffres=1\else\AMC@chiffres=0\fi%
658   \loop%
659     \AMCnumeric@digit{#2}{#3}%
660     \AMC@amclog{AUTOQCM[B=set.#1=\the\AMC@chiffres]^J}%
661     \advance\AMC@chiffres@ne%
662     \ifnum\AMC@chiffres<#3\relax\hspace{\AMCnumeric@Hspace}\repeat%
663   }
664 \newcommand{\AMCnumericV}[3]{%
665   \ifKV@AMCnumeric@nozero\AMC@chiffres=1\else\AMC@chiffres=0\fi%
666   \loop%
667     \vbox{\hbox{\AMCnumeric@digit{#2}{#3}}}%
668     \AMC@amclog{AUTOQCM[B=set.#1=\the\AMC@chiffres]^J}%
669     \advance\AMC@chiffres@ne%
670     \ifnum\AMC@chiffres<#3\relax\vspace{\AMCnumeric@Vspace}\repeat%
671   }
672 \newcount\AMC@numeric@lastdigit%
673 \newcommand{\AMCnumericVR}[3]{%
674   \ifKV@AMCnumeric@nozero\AMC@numeric@lastdigit=1%

```

```

675 \else\AMC@numeric@lastdigit=0\fi%
676 \AMC@chiffres=#3\advance\AMC@chiffres\m@ne\loop%
677 \vbox{\hbox{\AMC@numeric@digit{#2}{#3}}}%
678 \AMC@amclog{AUTOQCM[B=set.#1=\the\AMC@chiffres]^^J}%
679 \ifnum\AMC@chiffres>\AMC@numeric@lastdigit%
680 \advance\AMC@chiffres\m@ne%
681 \vspace{\AMC@numeric@Vspace}\repeat%
682 }

```

Some computation commands are now defined. `\AMC@calcm modulo{<integer>}{<counter>}` sets the counter `<counter>` value to the last digit of `<integer>` (using base `\AMC@numeric@base`). `\AMC@calcdigit{<integer>}{<digit>}{<counter>}` sets the value of the counter `<counter>` to the digit number `<digit>` of `<integer>` (digit number 0 of 567 is 7, number 1 is 6...). `\AMC@significantDigits[<base>]{<nDigits>}{<number>}` sets the value of the counter `<counter>` to the first `<nDigits>` significant digits from real number `<number>`, so that for example `\AMC@significantDigits{2}{0.05367}` returns 54.

```

683 \newcount\AMC@integer@modulo
684 \newcommand\AMC@calcm modulo[2]{%
685 \AMC@integer@modulo=#1\divide\AMC@integer@modulo\AMC@numeric@base%
686 \multiply\AMC@integer@modulo\AMC@numeric@base%
687 \multiply\AMC@integer@modulo\m@ne\advance\AMC@integer@modulo by #1\relax%
688 #2=\AMC@integer@modulo%
689 }
690 \newcount\AMC@numeric@integer
691 \newcount\AMC@numeric@calcdigit
692 \newcommand\AMC@calcdigit[3]{%
693 \AMC@numeric@integer=#1%
694 \AMC@numeric@calcdigit=#2%
695 \ifnum#2>\z@\loop{%
696 \global\divide\AMC@numeric@integer\AMC@numeric@base%
697 \advance\AMC@numeric@calcdigit\m@ne%
698 \ifnum\AMC@numeric@calcdigit>\z@\repeat%
699 \fi%
700 \AMC@calcm modulo{\the\AMC@numeric@integer}{#3}%
701 }
702 \newcommand\AMC@significantDigits[4][10]{%
703 \FPifzero{#3}%
704 #4\z@%
705 \else%
706 \AMC@significantDigits@nonnull[#1]{#2}{#3}{#4}
707 \AMC@givesign{#3}{#4}%
708 \fi%
709 }
710 \newcommand\AMC@givesign[2]{%
711 \FPifpos{#1}\else\multiply#2\m@ne\fi%
712 }
713 \newcommand\AMC@significantDigits@nonnull[4][10]{%
714 \FPabs\AMC@FP@x{#3}%
715 \AMC@numeric@calcdigit=#2%
716 \AMC@numeric@integer=1%
717 \loop\multiply\AMC@numeric@integer by #1\advance\AMC@numeric@calcdigit\m@ne%

```

```

718 \ifnum\AMC@numeric@calcdigit>\z@\repeat%
719 \loop\FPiFlt\AMC@FP@x{\the\AMC@numeric@integer}\else%
720 \FPeval\AMC@FP@x{\AMC@FP@x / #1}\repeat%
721 \divide\AMC@numeric@integer by #1\relax%
722 \loop\FPiFlt\AMC@FP@x{\the\AMC@numeric@integer}%
723 \FPeval\AMC@FP@x{\AMC@FP@x * #1}\repeat%
724 \FPround\AMC@FP@x\AMC@FP@x0\relax%
725 \AMC@numeric@calcdigit=\AMC@FP@x%
726 \multiply\AMC@numeric@integer by #1\relax%
727 \ifnum\AMC@numeric@calcdigit<\AMC@numeric@integer\else%
728 \divide\AMC@numeric@calcdigit by #1\relax\fi%
729 #4=\AMC@numeric@calcdigit%
730 }

```

The command `\AMCnumericShow{<value>}{<opts>}{<qname>}{<qid>}` is called to draw all necessary boxes to code a numerical value `<value>` with options given as a comma separated list `<opts>`. `\AMCnumericOpts{<opts>}` can be used to set some default values for these options.

Begin with the available options:

```

731 \def\AMCdecimalPoint{\raisebox{1ex}{\bf .}}
732 \def\AMCnTextSign{}
733 \def\AMCnTextGoto{}
734 \def\AMCnTextVHead#1{\emph{b#1}}
735 \def\AMCnCol@Border{lightgray}
736 \def\AMCnCol@Background{white}
737 \def\AMCnCol@BorderWidth{1mm}
738 \newcount\AMC@numeric@digits
739 \newcount\AMC@numeric@dec
740 \newcount\AMC@numeric@value
741 \newcount\AMC@numeric@x
742 \newcount\AMC@numeric@base
743 \define@key{AMCnumeric}{Tsign}{\def\AMCnTextSign{#1}}
744 \define@key{AMCnumeric}{Tpoint}{\def\AMCdecimalPoint{#1}}
745 \define@key{AMCnumeric}{vspace}{\AMCnumeric@Vspace=#1}
746 \define@key{AMCnumeric}{hspace}{\AMCnumeric@Hspace=#1}
747 \define@key{AMCnumeric}{bordercol}{\def\AMCnCol@Border{#1}}
748 \define@key{AMCnumeric}{borderwidth}{\def\AMCnCol@BorderWidth{#1}}
749 \define@key{AMCnumeric}{backgroundcol}{\def\AMCnCol@Background{#1}}
750 \define@key{AMCnumeric}{digits}[3]{\AMC@numeric@digits=#1}
751 \define@key{AMCnumeric}{decimals}[0]{\AMC@numeric@dec=#1}
752 \define@key{AMCnumeric}{base}[10]{\AMC@numeric@base=#1}
753 \define@boolkey{AMCnumeric}{sign}[true]{}
754 \define@boolkey{AMCnumeric}{strict}[false]{}
755 \define@boolkey{AMCnumeric}{scoring}[true]{}
756 \define@boolkey{AMCnumeric}{vertical}[false]{}
757 \define@boolkey{AMCnumeric}{reverse}[true]{}
758 \define@boolkey{AMCnumeric}{vhead}[false]{}
759 \define@boolkey{AMCnumeric}{nozero}[false]{}
760 \define@boolkey{AMCnumeric}{significant}[false]{}
761 \define@key{AMCnumeric}{scoreexact}[2]{\def\AMC@numeric@scoreexact{#1}}
762 \define@key{AMCnumeric}{scoreapprox}[1]{\def\AMC@numeric@scoreapprox{#1}}

```

```

763 \newcount\AMC@numeric@exact
764 \newcount\AMC@numeric@approx
765 \define@key{AMC@numeric}{exact}[0]{\AMC@numeric@exact=#1}
766 \define@key{AMC@numeric}{approx}[0]{\AMC@numeric@approx=#1}
767 \setkeys{AMC@numeric}{digits,decimals,base,sign,strict,scoring,vertical,
768                      reverse,vhead,scoreexact,scoreapprox,exact,approx,
769                      nozero,significant}
770 \newcommand\AMCnumericOpts[1]{\setkeys{AMC@numeric}{#1}}

```

Then the command `\AMCnumericShow` itself:

```

771 \newcommand\AMCnumericShow[4]{%

```

The first line allows to keep the question ID number and name accurate even in the separate answer sheet.

```

772 \ifAMC@ensemble\def\AMCid@name{#3}\AMCid@quest=#4\fi%

```

We have to tell AMC that the scoring we will give concerns this question:

```

773 \ifAMC@ensemble\ifAMC@formulaire@dedans%
774 \AMC@amclog{AUTOQCM[Q=\the\AMCid@quest]^^J}
775 \fi\fi%

```

Then we parse the options from `\opts`:

```

776 {\setkeys{AMC@numeric}{#2}%

```

When decimal is positive, convert the real correct value to integer.

```

777 \ifnum\AMC@numeric@dec>\z@%
778 \FPeval\AMC@numeric@eval{round(#1 * \the\AMC@numeric@base^\the\AMC@numeric@dec,0)}
779 \AMC@numeric@value=\AMC@numeric@eval%
780 \else%
781 \ifKV@AMC@numeric@significant%
782 \AMC@significantDigits[\the\AMC@numeric@base]{\AMC@numeric@digits}{#1}{\AMC@numeric@value}%
783 \else%
784 \AMC@numeric@value=#1%
785 \fi%
786 \fi%

```

The question scoring is given to AMC (if requested by the `scoring=true` option). Note that the variable `intV` refers to the correct value, and `intX` to the value entered by the student.

```

787 \ifKV@AMC@numeric@scoring%
788 \AMC@amclog{AUTOQCM[B=formula=(Vdifference<=\the\AMC@numeric@exact?%
789 \AMC@numeric@scoreexact:%
790 \ifnum\AMC@numeric@approx>\z@%
791 (Vdifference<=\the\AMC@numeric@approx?\AMC@numeric@scoreapprox:0)%
792 \else%
793 0%
794 \fi]]^^J}%
795 \fi%
796 \def\AMC@numeric@compute{%
797 \AMC@numeric@x=\AMC@numeric@digits\loop{%
798 \ifKV@AMC@numeric@strict%
799 \AMC@amclog{AUTOQCM[B=requires.int\@Alph\AMC@numeric@x=1]^^J}%
800 \else%

```

```

801 \AMC@amclog{AUTOQCM[B=default.int\@Alph\AMC@numeric@x=0]^^J}%
802 \fi%
803 \global\edef\AMC@numeric@compute{%
804 \ifnum\AMC@numeric@x=\AMC@numeric@digits\else%
805 (\AMC@numeric@compute)*\the\AMC@numeric@base+\fi%
806 int\@Alph\AMC@numeric@x}%
807 }\advance\AMC@numeric@x\m@ne\ifnum\AMC@numeric@x>0\repeat%
808 \ifKV@AMCNumeric@sign%
809 \ifKV@AMCNumeric@strict%
810 \AMC@amclog{AUTOQCM[B=requires.intS=1]^^J}%
811 \else%
812 \AMC@amclog{AUTOQCM[B=default.intS=1]^^J}%
813 \fi%
814 \global\edef\AMC@numeric@compute{(\AMC@numeric@compute)*(intS)}%
815 \fi%
816 \AMC@amclog{AUTOQCM[B=set.intV=\the\AMC@numeric@value,%
817 set.intX=\AMC@numeric@compute]^^J}%
818 \ifKV@AMCNumeric@significant%
819 \AMC@amclog{AUTOQCM[B=set.Vdifference="min( abs((intV)-(intX)) , abs(10*(intV)-(intX)) , abs((intV)-10*(
820 \else%
821 \AMC@amclog{AUTOQCM[B=set.Vdifference=abs((intV)-(intX))]^^J}%
822 \fi%

```

Begin now with the frame around all the boxes:

```

823 \vspace{1.5ex}\par{%
824 \fboxrule=\AMCncol@BorderWidth%
825 \fcolorbox{\AMCncol@Border}{\AMCncol@Background}{%

```

Place the boxes to choose the sign, if requested.

```

826 \ifKV@AMCNumeric@sign%
827 \vbox{%
828 \ifx\AMCn@textSign\@empty\@empty\else%
829 \hbox{\AMCn@textSign}\vspace{\AMCnumeric@Vspace}\fi%
830 \AMCsignV{\AMC@numeric@value}\hspace{.5em}%
831 \vrule%
832 \hspace{.5em}%
833 \fi%

```

We shift `\AMC@numeric@digits` and `\AMC@numeric@dec` counters so that digit number 0 is the digit just before decimal point.

```

834 \advance\AMC@numeric@digits\m@ne%
835 \advance\AMC@numeric@dec\m@ne%

```

For vertical mode (boxes for a single digit are on a same row; usually used for binary numbers),

```

836 \ifKV@AMCNumeric@vertical%
837 \hbox{%

```

begin a loop over all digits,

```

838 \loop{%

```

place the decimal point if necessary,

```

839 \ifnum\AMC@numeric@digits=\AMC@numeric@dec\relax%
840 \hbox{\AMCdecimalPoint}%

```

```

841         \fi%
compute the digit value,
842         \AMC@calcdigit{\the\AMC@numeric@value}%
843         {\the\AMC@numeric@digits}{\AMC@numeric@x}%
draw the box for this digit,
844         \hbox{\vbox{%
845             \ifKV@AMC@numeric@vhead%
846                 \vbox{\hbox{\AMC@ntextVHead{\the\AMC@numeric@digits}}}%
847                 \vspace{\AMC@numeric@Vspace}%
848             \fi%
849             {\advance\AMC@numeric@digits\@ne%
850              \ifKV@AMC@numeric@reverse%
851                  \AMC@numericVR{int\@Alph\AMC@numeric@digits}%
852                  {\the\AMC@numeric@x}{\AMC@numeric@base}%
853              \else%
854                  \AMC@numericV{int\@Alph\AMC@numeric@digits}%
855                  {\the\AMC@numeric@x}{\AMC@numeric@base}%
856              \fi}%
857         }}%
and end the loop over digits, adding space if this is not the last one.
858         }\ifnum\AMC@numeric@digits>\z@%
859         \hspace{\AMC@numeric@Hspace}%
860         \advance\AMC@numeric@digits\m@ne\repeat%
861     }%

Now, do the same for horizontal mode.
862     \else%
863         \hbox{\vbox{%
864             \loop{%
865                 \ifnum\AMC@numeric@digits=\AMC@numeric@dec\relax%
866                     \hbox{\AMC@decimalPoint}%
867                 \fi%
868                 \AMC@calcdigit{\the\AMC@numeric@value}%
869                 {\the\AMC@numeric@digits}{\AMC@numeric@x}%
870                 \hbox{%
871                     {\advance\AMC@numeric@digits\@ne%
872                      \AMC@numericH{int\@Alph\AMC@numeric@digits}%
873                      {\the\AMC@numeric@x}{\AMC@numeric@base}%
874                     }}%
875                 }\ifnum\AMC@numeric@digits>\z@%
876                 \vspace{\AMC@numeric@Vspace}\par%
877                 \advance\AMC@numeric@digits\m@ne\repeat%
878             }%
879         \fi%

Close the frame around all the boxes.
880     }%
881 }%
```

And tell AMC that we finished with this question:

```
882 \ifAMC@ensemble\else\vspace{1.5ex}\par\fi%
883 \ifAMC@ensemble\ifAMCformulaire@dedans%
884 \AMC@amclog{AUTOQCM[FQ]^^J}%
885 \fi\fi%
886 }%
887 }
```

`\AMCnumericHide` is called when the boxes are not to be drawn (in the question sheets for separate answer sheet layout), and `\AMCnumericChoices{⟨value⟩}{⟨options⟩}` is the function to be used in the LaTeX source code of the exam.

```
888 \newcommand\AMCnumericHide[4]{%
889 \setkeys{AMCnumeric}{#2}%
890 \AMCncontextGoto%
891 \ifAMC@qbloc\else\vspace{1.5ex}\par\fi%
892 }
893 \def\AMCnumericChoices{\AMCformatChoices{\AMCnumericShow}{\AMCnumericHide}}
```

### 4.11.3 Intervals

`\AMCIntervals` The command `\AMCIntervals{⟨x⟩}{⟨x0⟩}{⟨x1⟩}{⟨delta⟩}` can be used to present answers as intervals  $[x_i, x_i + \delta[$  covering  $[\langle x0 \rangle, \langle x1 \rangle[$ , such that the only interval containing  $\langle x \rangle$  is declared as `\correctchoice`, and the other as `\wrongchoice`.

For this command to work, one has to load package `fp`.

As an example,

```
\begin{question}{quarter}
  In which interval falls  $1/4$ ?
  \begin{multicols}{5}
    \begin{choices}[o]
      \AMCIntervals{0.25}{0}{1}{0.1}
    \end{choices}
  \end{multicols}
\end{question}
```

produces (in correction mode):

**Question 4** In which interval falls  $1/4$ ?

|                                       |  |                                       |                                       |                                       |
|---------------------------------------|--|---------------------------------------|---------------------------------------|---------------------------------------|
| <input type="checkbox"/> $[0, 0.1[$   | <input checked="" type="checkbox"/> $[0.2, 0.3[$ | <input type="checkbox"/> $[0.4, 0.5[$ | <input type="checkbox"/> $[0.6, 0.7[$ | <input type="checkbox"/> $[0.8, 0.9[$ |
| <input type="checkbox"/> $[0.1, 0.2[$ | <input type="checkbox"/> $[0.3, 0.4[$            | <input type="checkbox"/> $[0.5, 0.6[$ | <input type="checkbox"/> $[0.7, 0.8[$ | <input type="checkbox"/> $[0.9, 1[$   |

Note that the interval formatting can be changed redefining the `\AMCintervalFormat` command, which is originally defined as

```
894 \def\AMCIntervalFormat#1#2{[#1,\,#2]}
to follow local conventions (writing  $[a, b)$  instead of  $[a, b[$  is for example a common usage).
895 \def\AMC@intervx#1#2{\AMC@CI@cas{\AMCIntervalFormat{#1}{#2}}}
896 \def\AMCIntervals#1#2#3#4{%
897 \FPeval\AMC@CI@a{clip(#2)}%
```

```

898 \let\AMC@CI@cas=\wrongchoice%
899 \loop%
900 \FPeval\AMC@CI@b{clip(AMC@CI@a + #4)}%
901 \FPiflt{#1}\AMC@CI@b\let\AMC@CI@cas=\correctchoice\fi%
902 \FPiflt{#1}\AMC@CI@a\let\AMC@CI@cas=\wrongchoice\fi%
903 \@expandtwoargs\AMC@intervx{\AMC@CI@a}{\AMC@CI@b}%
904 \FPiflt\AMC@CI@b{#3}%
905 \FPset\AMC@CI@a{\AMC@CI@b}%
906 \repeat}

```

## 4.12 Open questions

`\AMCOpen` The command `\AMCOpen{<options>}{<choices>}` can be used as a replacement for the `choices` environment when asking the student to write some answer by hand. The teacher will correct and mark this answer either on the paper before scanning, or with manual data capture, thanks to the scoring boxes.

As an example,

```

\begin{question}{Linux}
  What is the first name of the person who started working on the Linux kernel?
  \AMCOpen{}{\wrongchoice[w]{w}\scoring{0}\correctchoice[c]{c}\scoring{2}}
\end{question}

```

shows:

**Question 5**    What is the first name of the person who started working on the Linux kernel?

☐ w   ☐ c

.....

The teacher will have to tick the ‘w’ box for wrong answers, and the ‘c’ box for correct answers.

Begin with the options definitions:

```

907 \def\AMCotextGoto{}
908 \def\AMCotextReserved{}
909 \def\AMCocol@Background{lightgray}
910 \def\AMCocol@BoxFrameRule{white}
911 \def\AMCocol@FrameRule{black}
912 \def\AMCocol@Foreground{}
913 \def\AMCopen@answer{}
914 \def\AMCopen@question{}
915 \define@key{AMCopen}{backgroundcol}{\def\AMCocol@Background{#1}}
916 \define@key{AMCopen}{foregroundcol}{\def\AMCocol@Foreground{#1}}
917 \define@key{AMCopen}{Treserved}{\def\AMCotextReserved{#1}}
918 \define@key{AMCopen}{question}{\def\AMCopen@question{#1}}
919 \define@key{AMCopen}{answer}{\def\AMCopen@answer{#1}}
920 \define@key{AMCopen}{contentcommand}[AMCopen@lines]{\def\AMCopen@contentcommand{#1}}

```

```

921 \newdimen\AMCopen@Hspace\AMCopen@Hspace=.5em
922 \define@key{AMCopen}{hspace}{\AMCopen@Hspace=#1}
923 \def\AMCopen@Width{.95\linewidth}
924 \define@key{AMCopen}{width}{\def\AMCopen@Width{#1}}
925 \newdimen\AMCopen@LineHeight\AMCopen@LineHeight=1cm
926 \define@key{AMCopen}{lineheight}{\AMCopen@LineHeight=#1}
927 \newcount\AMCopen@Lines\AMCopen@Lines=1
928 \define@key{AMCopen}{lines}{\AMCopen@Lines=#1}
929 \newdimen\AMCopen@boxmargin\AMCopen@boxmargin=3pt
930 \define@key{AMCopen}{boxmargin}{\AMCopen@boxmargin=#1}
931 \newdimen\AMCopen@boxframerule\AMCopen@boxframerule=1pt
932 \define@key{AMCopen}{boxframerule}{\AMCopen@boxframerule=#1}
933 \define@key{AMCopen}{boxframerulecol}{\def\AMCocol@BoxFrameRule{#1}}
934 \define@key{AMCopen}{framerulecol}{\def\AMCocol@FrameRule{#1}}
935 \newdimen\AMCopen@framerule\AMCopen@framerule=1pt
936 \define@key{AMCopen}{framerule}{\AMCopen@framerule=#1}
937 \define@boolkey{AMCopen}{dots}[true]{}
938 \define@boolkey{AMCopen}{scan}[true]{}
939 \define@boolkey{AMCopen}{annotate}[false]{}
940 \define@boolkey{AMCopen}{lineup}[false]{}
941 \setkeys{AMCopen}{dots,scan,annotate,lineup,contentcommand}
942 \newcommand\AMCopenOpts[1]{\setkeys{AMCopen}{#1}}

```

The command `\AMCopen` is similar to `\AMCnumericChoices`, calling either `\AMCopenShow` or `\AMCopenHide`.

```

943 \newcommand\AMCopen@lines{%
944   \begin{minipage}{\AMCopen@Width}%
945     \loop\vspace{\AMCopen@LineHeight}
946     ~\ifAMC@correc\smash{\AMCopen@answer}\def\AMCopen@answer{}\fi%
947     \ifKV@AMCopen@dots%
948       \dotfill~
949     \fi
950     \ifnum\AMCopen@Lines>\one\par\advance\AMCopen@Lines\mone\repeat%
951   \end{minipage}
952 }
953 \newcommand\AMCopenShow[4]{
954   \ifAMC@ensemble\def\AMCid@name{#3}\AMCid@quest=#4\fi%
955   \ifAMC@ensemble\ifAMCformulaire@dedans%
956     \AMC@amclog{AUTOQCM[Q=\the\AMCid@quest]^^J}%
957   \fi\fi%
958   {\setkeys{AMCopen}{#1}%
959     \ifKV@AMCopen@lineup%
960       \ifAMC@ensemble\else\par\fi%
961       \ifAMC@correc\smash{\AMCopen@answer}\fi\dotfill%
962     \else%
963       \linebreak[1]\hspace*{\fill}%
964     \fi%
965     {\AMCnoCompleteMulti%
966       \def\AMCbeginAnswer{}\def\AMCendAnswer{}%
967       \def\AMCanswer##1##2{##1\ifAMC@ensemble\else%
968         \ifAMC@inside@box\else{\hspace{\AMCcodeBoxSep}\textbf{##2}}\fi\fi%

```

```

969     \hspace{\AMCopen@Hspace}}}%
970     \fboxsep=\AMCopen@boxmargin%
971     \fboxrule=\AMCopen@boxframerule%
972     \fcolorbox{\AMCocol@BoxFrameRule}{\AMCocol@Background}{%
973     \ifAMC@ensemble\AMCopen@question%
974     \ifx\@empty\AMCopen@question\@empty\else\hspace{\AMCopen@Hspace}\fi%
975     \fi%
976     \begin{choicescustom}[o]%
977     \ifx\AMCocol@Foreground\@empty\@empty\else%
978     \def\AMC@boxcolor{\AMCocol@Foreground}%
979     \fi%
980     #2%
981     \ifKV@AMCOpen@scan\else\AMCdontScan\fi%
982     \ifKV@AMCOpen@annotate\else\AMCdontAnnotate\fi%
983     \end{choicescustom}%
984     \ifx\@empty\AMCotextReserved\@empty%
985     \hspace{-\AMCopen@Hspace}%
986     \else%
987     \ifx\AMCocol@Foreground\@empty\@empty%
988     \AMCotextReserved%
989     \else%
990     \textcolor{\AMCocol@Foreground}{\AMCotextReserved}%
991     \fi%
992     \fi%
993     }}%
994     \ifKV@AMCOpen@lineup\else%
995     \par\nobreak\noindent%
996     \hspace*{\fill}{%
997     \fboxrule=\AMCopen@framerule%
998     \fcolorbox{\AMCocol@FrameRule}{white}{%
999     \csname\AMCopen@contentcommand\endcsname
1000     }}%
1001     \vspace{7mm}\par%
1002     \fi%
1003     }%
1004     \ifAMC@ensemble\ifAMCformulaire@dedans%
1005     \AMC@amclog{AUTOQCM[FQ]^^J}%
1006     \fi\fi%
1007 }
1008 \newcommand\AMCopenHide[4]{%
1009     \AMCotextGoto%
1010     \ifAMC@qbloc\else\vspace{1.5ex}\par\fi%
1011 }
1012 \def\AMCOpen{\AMCformatChoices{\AMCopenShow}{\AMCopenHide}}

```

## 4.13 Page formatting

### 4.13.1 Watermark

`\AMCw@termark` These commands are used to print a grey “DRAFT” under each page, so as to prevent from printing old versions of the subject.

```
1013 \DeclareFontShape{OT1}{cmr}{b}{n}{<35->cmr17}{-}
1014 \def\AMC@watertext{\AMC@loc@draft}
1015 \newcommand\AMCw@termark{%
1016   \setlength{\@tempdimb}{.5\paperwidth}%
1017   \setlength{\@tempdimc}{-.5\paperheight}%
1018   \put(\strip@pt\@tempdimb,\strip@pt\@tempdimc){%
1019     \makebox(0,0){\rotatebox{45}{\AMC@LR{%
1020       \textcolor[gray]{0.8}{
1021         \fontencoding{OT1}\fontfamily{cmr}
1022         \fontseries{b}\fontshape{n}
1023         \fontsize{90pt}{120pt}
1024         \selectfont
1025         \AMC@watertext}}}}}}
1026 \newcommand\AMCw@terprint[1]{%
1027   \setbox\@tempboxa\vbox to \z@{%
1028     \vbox{%
1029       \hbox to \z@{%
1030         #1\hss}}\vss}
1031   \dp\@tempboxa\z@
1032   \box\@tempboxa}
```

### 4.13.2 Signs for scan analysis

The following code sets up all the signs to be printed on the pages so as to be able to recognize the position of the boxes on the scans. Four circles ● are printed on the corners (see `\m@rqueCalage`), and binary boxes show the student sheet number (see `\AMCIDBoxesA`), the page (see `\AMCIDBoxesB`) and a checking number (see `\AMCIDBoxesC`).

`\AMC@intituleHead` is the title to be printed at the beginning (used for corrected sheet, and empty on subject). `\AMC@note` is printed at the bottom of each page.

```
1033 \def\AMCccercle#1#2{%
1034   {\setlength{\unitlength}{1mm}%
1035     \begin{picture}(\#1,\#1)(-#2,-#2)\thinline\circle*{\#1}\end{picture}}}
1036 \def\m@rqueCalage{\AMCccercle{3.6}{1.8}}
1037 \def\m@rque#1{\AMC@tracebox{1}{\#1}{\m@rqueCalage}}
1038 \def\he@dtaille#1{\vbox to 1cm{\#1}}
1039 \def\he@dbas#1{\he@dtaille{\vspace*{\fill}\#1}}
1040 \def\he@dhaut#1{\he@dtaille{\#1\vspace*{\fill}}}
1041 \def\AMC@intituleHead{\AMC@loc@corrected}
1042 \def\AMC@note{}
1043 \newcommand\AMCStudentNumber{\the\AMC@etud}
1044 \newcommand\AMCIDBoxesA{\AMCbin\begin{1}\AMC@binaryBoxes[\AMC@NCBetud]{\the\AMCid@etud}}
1045 \newcommand\AMCIDBoxesB{\AMCbin\begin{2}\AMC@binaryBoxes[\AMC@NCBpage]{\thepage}}
1046 \newcommand\AMCIDBoxesC{\AMCbin\begin{3}\AMC@binaryBoxes[\AMC@NCBcheck]{\the\AMCid@check}}
1047 \newcommand\AMCIDBoxesABC{%
```

```

1048 \hbox{\vbox{\noindent\AMCIDBoxesA\
1049 \noindent\AMCIDBoxesB\AMCIDBoxesC}}}%
1050 }
1051 \AtBeginPage{\ifAMC@pagelayout\global\advance\AMCid@check\m@ne%
1052 \ifnum\AMCid@check<1\global\AMCid@check=\AMCid@checkmax\fi%
1053 \AMC@pagepos%
1054 \ifAMC@watermark\ifAMC@correthead\else\AMCw@terprint{\AMCw@termark}%
1055 \fi\fi\fi}
1056 \fancypagestyle{AMCpageHeadOnly}{%
1057 \fancyhf{}\fancyhead[C]{\textsc{\AMC@intituleHead}}%
1058 \renewcommand{\headrulewidth}{0pt}%
1059 \renewcommand{\footrulewidth}{0pt}%
1060 }
1061 \fancypagestyle{AMCpageFull}{%
1062 \fancyhf{}%
1063 \fancyhead[L]{\AMC@LR{\he@dbas{\leavevmode\m@rque{positionHG}}}}%
1064 \fancyhead[R]{\AMC@LR{\he@dbas{\leavevmode\m@rque{positionHD}}}}%
1065 \fancyfoot[L]{\AMC@LR{\leavevmode\m@rque{positionBG}}}%
1066 \fancyfoot[R]{\AMC@LR{\leavevmode\m@rque{positionBD}}}%
1067 \fancyhead[C]{\AMC@LR{\he@dhaut{%
1068 \begin{minipage}[b]{\AMC@CBtaille}\AMCboxColor{black}%
1069 \ifAMCids@top\vbox to \AMCids@height{\texttt{+\the\AMCid@etud/\thepage/\the\AMCid@check+}}\fi%
1070 \AMCIDBoxesABC
1071 \end{minipage}}%
1072 \ifAMCids@side\hbox to \AMCids@width{\hspace*{\fill}%
1073 \texttt{+\the\AMCid@etud/\thepage/\the\AMCid@check+}}\fi%
1074 }}}%
1075 \fancyhfoffset[EOLR]{5mm}%
1076 \fancyfoot[C]{\AMC@note}%
1077 \renewcommand{\headrulewidth}{0pt}%
1078 \renewcommand{\footrulewidth}{0pt}%
1079 }
1080 \newcommand\AMCsubjectPageTag{%
1081 \fbox{\texttt{\the\AMCid@etud:\thepage}}}%
1082 }
1083 \fancypagestyle{AMCpageNoMarks}{%
1084 \fancyhf{}%
1085 \fancyhead[R]{\AMCsubjectPageTag}%
1086 \fancyfoot[C]{\AMC@note}%
1087 \renewcommand{\headrulewidth}{0pt}%
1088 \renewcommand{\footrulewidth}{0pt}%
1089 }
1090 \AtBeginDocument{%
1091 \ifAMC@pagelayout%
1092 \ifAMC@correthead
1093 \pagestyle{AMCpageHeadOnly}
1094 \else
1095 \pagestyle{AMCpageFull}
1096 \fi
1097 \fi

```

1098 }

## 4.14 Defining a single exam copy content

`\onecopy` The command `\onecopy[ $\langle n \rangle$ ]{ $\langle code \rangle$ }` generates  $\langle n \rangle$  copies of the subject that is described in  $\langle code \rangle$ . The L<sup>A</sup>T<sub>E</sub>X code  $\langle code \rangle$  that generates a single copy can be a little long, so that the environment `examcopy` is often preferred.

```

1099 \newcommand{\onecopy}[2]{%
1100   \ifx\AMCNombreCopies\undefined\AMCnum@copies=#1%
1101   \else\AMCnum@copies=\AMCNombreCopies\fi%
1102   \AMC@amclog{AUTOQCM[TOTAL=\the\AMCnum@copies]^^J}%
1103   \AMCid@etud=\AMCid@etudstart%
1104   \ifnum\AMCid@etud=0\AMCid@etud=\AMC@premierecopie\fi%
1105   \AMCid@etudfin=\AMCnum@copies%
1106   \advance\AMCid@etudfin\AMCid@etud\relax%
1107   \ifAMC@correchad\AMCid@etudfin=\AMC@premierecopie\fi
1108   \loop{%
1109     \AMC@zoneformulairefalse\setcounter{page}{1}\setcounter{section}{0}%
1110     \ifAMC@ensemble\ifAMC@automarks\pagestyle{AMCpageNoMarks}\fi\fi%
1111     \AMCnumero{1}%
1112     \ifAMC@calibration\AMC@amclog{AUTOQCM[ETU=\the\AMCid@etud]^^J}\fi%
1113     #2\clearpage\advance\AMCid@etud\@ne\ifnum\AMCid@etud<\AMCid@etudfin\repeat%
1114   \global\AMCid@etudstart=\AMCid@etud%
1115 }
```

`\AMCcleardoublepage` If you want to print the subject all at one time in duplex mode, it is necessary to end each subject with an even number of pages. This can be achieved using `\AMCcleardoublepage` at the end of the copy definition. This command is also useful inserted before the separate answer sheet (if any).

```

1116 \def\AMCcleardoublepage{\ifodd\thepage\clearpage~\fi\clearpage}
```

`\exemplairepair` To make some differences in the copies, checking if the student sheet number is odd, with `\exemplairepair` construct, can be useful.

```

1117 \def\exemplairepair{\ifodd\AMCid@etud}
```

`\AMClabel` Commands `\AMClabel`, `\AMCref` and `\AMCpageref` replaces L<sup>A</sup>T<sub>E</sub>X's `\label`, `\ref` and `\pageref` to be able to use different labels for different sheets.

```

\AMCref
1118 \def\AMClabel#1{\expandafter\label{\the\AMCid@etud-#1}}
1119 \def\AMCref#1{\expandafter\ref{\the\AMCid@etud-#1}}
1120 \def\AMCpageref#1{\expandafter\pageref{\the\AMCid@etud-#1}}
```

`\AMCqlabel` A label can be created for current question with `\AMCqlabel{ $\langle label \rangle$ }`. This label can be used with `\AMCref` and `\AMCpageref`.

```

1121 \newcommand{\AMCqlabel}[1]{%
1122   \protected@write\@auxout{}{\string\newlabel{\the\AMCid@etud-#1}{\arabic{AMCquestionaff}}{\thepage}}}%
1123 }
```

## 4.15 Pre-association

`\AMCassociation` Association between sheets and students can be made before the exam with the `\AMCassociation{<id>}` command.

```
1124 \newcommand{\AMCassociation}[1]{%
1125   \ifAMC@calibration\protected@write\AMC@XYFILE{}{%
1126     \string\association{\the\AMCid@etud}{#1}%
1127   }\fi%
1128 }
```

## 4.16 Package options

See section 3.1 for the options descriptions.

```
1129 \DeclareOptionX{noshuffle}{\AMC@ordretrue}
1130 \DeclareOptionX{noshufflegroups}{\AMC@shuffleGfalse}
1131 \DeclareOptionX{fullgroups}{\AMC@fullGroupstrue}
1132 \DeclareOptionX{answers}{\AMC@correcheadtrue\AMC@correcttrue}
1133 \DeclareOptionX{indivanswers}{\AMC@correcttrue}
1134 \DeclareOptionX{box}{\AMC@qbloctrue}
1135 \DeclareOptionX{separateanswersheet}{\AMC@ensembletrue}
1136 \DeclareOptionX{digits}{\AMC@inside@digittrue}
1137 \DeclareOptionX{ordre}{\AMC@ordretrue}
1138 \DeclareOptionX{correc}{\AMC@correcheadtrue\AMC@correcttrue}
1139 \DeclareOptionX{modele}{\AMC@correcheadtrue\AMC@correcfalse\AMC@ordretrue}
1140 \DeclareOptionX{correcindiv}{\AMC@correcttrue}
1141 \DeclareOptionX{init}{\AMC@SR@time}
1142 \DeclareOptionX{bloc}{\AMC@qbloctrue}
1143 \DeclareOptionX{completemulti}{\AMC@complete@multitrue}
1144 \DeclareOptionX{insidebox}{\AMC@inside@boxtrue}
1145 \DeclareOptionX{ensemble}{\AMC@ensembletrue}
1146 \DeclareOptionX{chiffres}{\AMC@inside@digittrue}
1147 \DeclareOptionX{outsidebox}{\AMC@outside@boxtrue}
1148 \DeclareOptionX{calibration}{\AMC@calibrationtrue}
1149 \DeclareOptionX{nowatermark}{\AMC@watermarkfalse}
1150 \newcommand\AMC@catalogMode{%
1151   \AMC@watermarkfalse\AMC@correcheadtrue%
1152   \AMC@correcttrue\AMC@ordretrue\AMC@shuffleGfalse%
1153   \AMC@fullGroupstrue%
1154   \def\AMC@intituleHead{\AMC@loc@catalog}\AMC@affichekeystrue}
1155 \DeclareOptionX{catalog}{\AMC@catalogMode}
1156 \DeclareOptionX{francais}{\AMC@loc@FR}
1157 \DeclareOptionX{lang}{\csname AMC@loc@#1\endcsname}
1158 \DeclareOptionX{versionA}{%
1159   \def\AMCid@checkmax{31}\def\AMC@NCBetud{9}\def\AMC@NCBpage{4}%
1160   \def\AMC@NCBcheck{5}\setlength{\AMC@CBtaille}{4cm}%
1161   \def\AMC@premierecopie{100}}
1162 \DeclareOptionX{plain}{\AMC@plaintrue}
1163 \DeclareOptionX{nopage}{\AMC@pagelayoutfalse}
1164 \DeclareOptionX{postcorrect}{\AMC@postcorrecttrue}
1165 \DeclareOptionX{automarks}{\AMC@automarkstrue}
```

```
1166 \ProcessOptionsX
```

## 4.17 Optional features

This package tries to see if optional packages `environ` and `etex` are loadable, and load them if possible. This behaviour can be cancelled by using `plain` option.

```
1167 \ifAMC@plain
1168 \else
1169   \IfFileExists{environ.sty}{\RequirePackage{environ}}{}
1170   \ifx\TeXversion\@undefined
1171   \else
1172     \RequirePackage{etex}
1173   \fi
1174 \fi
```

`examcopy` Then, if `environ` package is loaded and defines command `\NewEnviron`, environment `examcopy` is defined.

Environment `{examcopy}[\langle n \rangle]` does the same as command `onecopy`: it encloses  $\text{\LaTeX}$  code which makes *one* exam copy. Optional argument  $\langle n \rangle$  gives the number of desired copies – this can also be modified redefining `\AMCNombreCopies`.

```
1175 \@ifpackageloaded{environ}{%
1176   \ifx\NewEnviron\undefined\PackageWarning{automultiplechoice}%
1177   {Package environ loaded but too old version:
1178     environnement examcopy/copieexamen will NOT be defined.}%
1179   \else\NewEnviron{examcopy}[1][5]{\onecopy{#1}{\BODY}}\fi}%
1180 {\PackageWarning{automultiplechoice}%
1181  {Package environ not loaded: environnement
1182   examcopy/copieexamen will NOT be defined.}}
```

## 4.18 External control

`\SujetExterne` Some of the package options can be controlled defining `\xxxExterne` commands. For example, the  
`CalibrationExterne` following command will format the subject document, whatever options are used in the  $\text{\LaTeX}$  file:  
`\CorrigeExterne` `pdflatex '\nonstopmode\def\SujetExterne{1}\def\NoWatermarkExterne{1}\input{mcq.tex}'`  
`CorrigeIndivExterne`  
`NoWatermarkExterne`

```
1183 \ifx\SujetExterne\undefined\else
1184 \message{***SUJET***^^J}
1185 \AMC@calibrationtrue\AMC@correcfalse\AMC@corretheadfalse\AMC@watermarkfalse
1186 \fi
1187 \ifx\CalibrationExterne\undefined\else
1188 \message{***CALIBRATION***^^J}
1189 \AMC@calibrationtrue\AMC@correcfalse\AMC@corretheadfalse\AMC@watermarkfalse
1190 \fi
1191 \ifx\CorrigeExterne\undefined\else
1192 \message{***CORRIGE***^^J}
1193 \AMC@calibrationfalse\AMC@corretheadtrue\AMC@correcttrue\AMC@watermarkfalse
1194 \fi
1195 \ifx\CorrigeIndivExterne\undefined\else
```

```

1196 \message{***CORRIGE***^^J}
1197 \AMC@calibrationfalse\AMC@corretheadfalse\AMC@correcttrue\AMC@watermarkfalse
1198 \fi
1199 \ifx\CatalogExterne\undefined\else
1200 \message{***CATALOG***^^J}
1201 \AMC@catalogMode
1202 \fi
1203 \ifx\NoWatermarkExterne\undefined\else
1204 \AMC@watermarkfalse
1205 \fi

```

## 4.19 Page layout

The following code sets the correct page layout to have room for signs for scan analysis, and prepares watermark printing:

```

1206 \@ifpackageloaded{geometry}{\usepackage{geometry}}
1207 \ifAMC@pagelayout
1208   \ifAMC@correthead
1209     \geometry{hmargin=3cm,vmargin={1cm,1cm},includeheadfoot,headheight=1cm,footskip=1cm}
1210   \else
1211     \geometry{hmargin=3cm,headheight=2cm,headsep=.3cm,footskip=1cm,top=3.5cm,bottom=2.5cm}
1212   \fi
1213   \ifAMC@watermark
1214     \ifAMC@correthead\else
1215       \def\AMC@note{\begin{minipage}{0.65\linewidth}
1216         \AMC@LR{\textcolor{blue}{\AMC@loc@message}}
1217       \end{minipage}}
1218     }
1219   \fi
1220 \fi
1221 \fi

```

## 4.20 Initialisation

Initialisation of the check counter:

```

1222 \AMCid@check=\AMCid@checkmax\advance\AMCid@check\@ne

```

Telling outside if separate answer sheet, and boxes labelling, are requested:

```

1223 \ifAMC@ensemble\AMC@amclog{AUTOQCM[VAR:ensemble=1]^^J}\fi
1224 \ifAMC@inside@box\AMC@amclog{AUTOQCM[VAR:insidebox=1]^^J}\fi
1225 \ifAMC@outside@box\AMC@amclog{AUTOQCM[VAR:outsidebox=1]^^J}\fi
1226 \ifAMC@postcorrect\AMC@amclog{AUTOQCM[VAR:postcorrect=1]^^J}\fi

```

Preparing writing to .xy file :

```

1227 \ifAMC@calibration
1228 \newwrite\AMC@XYFILE%
1229 \immediate\openout\AMC@XYFILE\jobname.xy%
1230 \immediate\write\AMC@XYFILE{\string\version{\AMC@VERSION}}
1231 \fi

```

## 4.21 French command names

For backward compatibility, a lot of commands have their french counterpart:

```
1232 \let\reponses=\choices\let\endreponses=\endchoices
1233 \let\reponseshoriz=\choiceshoriz\let\endreponseshoriz=\endchoiceshoriz
1234 \let\reponsesperso=\choicescustom\let\endreponsesperso=\endchoicescustom
1235 \let\bonne=\correctchoice
1236 \let\mauvaise=\wrongchoice
1237 \let\bareme=\scoring
1238 \let\baremeDefaultM=\scoringDefaultM
1239 \let\baremeDefaultS=\scoringDefaultS
1240 \def\exemplaire{\AMC@loc@FR\onecopy}
1241 \@ifpackageloaded{environ}{%
1242   \let\copieexamen=\examcopy\let\endcopieexamen=\endexamcopy}{%
1243   \let\melangegroupe=\shufflegroup
1244   \let\restituegroupe=\insertgroup
1245   \let\alafin=\lastchoices
1246   \let\formulaire=\AMCform
1247   \let\AMCdebutFormulaire=\AMCformBegin
1248   \let\champnom=\namefield
1249   \let\choixIntervalles=\AMCIntervals
```

## 5 Outputs

In the .xy file, 1/⟨*n*⟩ means student sheet number 1 (there is only one “student sheet” for this document as we did not use \onecopy) and page number ⟨*n*⟩ inside this student sheet. Then, each instance of the \tracepos command shows *x* and *y* positions as arguments #2 and #3 (unit is sp, such that  $65536 \times 72.27$  sp is one inch). One has to take min and max of the *x*-values to determine the left and right position of the box, and min and max values of *y*-values to determine top and bottom position of the box.

### 5.1 namefield command

Lines in the .xy file from a \namefield command:

```
\tracepos{0/31:nom}{0sp}{32678096sp}{square}
\tracepos{0/31:nom}{6038827sp}{0sp}{square}
\tracepos{0/31:nom}{16026323sp}{0sp}{square}
\tracepos{0/31:nom}{0sp}{29692918sp}{square}
```

### 5.2 AMCboxedchar command

Lines in the .xy file from a \AMCboxedchar command:

```
\tracepos{0/31:test}{25491759sp}{15704172sp}{square}
\tracepos{0/31:test}{26197179sp}{14998752sp}{square}
```

### 5.3 AMCcode command

Lines in the .xy file from a \AMCcode command. Here,  $\text{code}.\langle n\rangle:\langle q\rangle,\langle v\rangle$  relates to digit number  $\langle n\rangle$  from the right ( $\langle n\rangle=1$  for units,  $\langle n\rangle=2$  for tens,  $\langle n\rangle=3$  for hundreds and so on), question number  $\langle q\rangle$  (\AMCcode uses a fake question; this number can be ignored), and value  $\langle v\rangle-1$  (box number  $\langle v\rangle$  for the digit).

```
\tracepos{0/42:case:code.6:16,1}{21352659sp}{42739695sp}{square}
\tracepos{0/42:case:code.6:16,1}{22058079sp}{42034275sp}{square}
\tracepos{0/42:case:code.6:16,2}{21352659sp}{41625583sp}{square}
\tracepos{0/42:case:code.6:16,2}{22058079sp}{40920163sp}{square}
\tracepos{0/42:case:code.6:16,3}{21352659sp}{40511471sp}{square}
\tracepos{0/42:case:code.6:16,3}{22058079sp}{39806051sp}{square}
\tracepos{0/42:case:code.6:16,4}{21352659sp}{39397359sp}{square}
\tracepos{0/42:case:code.6:16,4}{22058079sp}{38691939sp}{square}
\tracepos{0/42:case:code.6:16,5}{21352659sp}{38283247sp}{square}
\tracepos{0/42:case:code.6:16,5}{22058079sp}{37577827sp}{square}
\tracepos{0/42:case:code.6:16,6}{21352659sp}{37169135sp}{square}
\tracepos{0/42:case:code.6:16,6}{22058079sp}{36463715sp}{square}
\tracepos{0/42:case:code.6:16,7}{21352659sp}{36055023sp}{square}
\tracepos{0/42:case:code.6:16,7}{22058079sp}{35349603sp}{square}
\tracepos{0/42:case:code.6:16,8}{21352659sp}{34940911sp}{square}
\tracepos{0/42:case:code.6:16,8}{22058079sp}{34235491sp}{square}
\tracepos{0/42:case:code.6:16,9}{21352659sp}{33826799sp}{square}
\tracepos{0/42:case:code.6:16,9}{22058079sp}{33121379sp}{square}
\tracepos{0/42:case:code.6:16,10}{21352659sp}{32712687sp}{square}
\tracepos{0/42:case:code.6:16,10}{22058079sp}{32007267sp}{square}
\tracepos{0/42:case:code.5:17,1}{22893665sp}{42739695sp}{square}
\tracepos{0/42:case:code.5:17,1}{23599085sp}{42034275sp}{square}
\tracepos{0/42:case:code.5:17,2}{22893665sp}{41625583sp}{square}
\tracepos{0/42:case:code.5:17,2}{23599085sp}{40920163sp}{square}
\tracepos{0/42:case:code.5:17,3}{22893665sp}{40511471sp}{square}
\tracepos{0/42:case:code.5:17,3}{23599085sp}{39806051sp}{square}
\tracepos{0/42:case:code.5:17,4}{22893665sp}{39397359sp}{square}
\tracepos{0/42:case:code.5:17,4}{23599085sp}{38691939sp}{square}
\tracepos{0/42:case:code.5:17,5}{22893665sp}{38283247sp}{square}
\tracepos{0/42:case:code.5:17,5}{23599085sp}{37577827sp}{square}
\tracepos{0/42:case:code.5:17,6}{22893665sp}{37169135sp}{square}
\tracepos{0/42:case:code.5:17,6}{23599085sp}{36463715sp}{square}
\tracepos{0/42:case:code.5:17,7}{22893665sp}{36055023sp}{square}
\tracepos{0/42:case:code.5:17,7}{23599085sp}{35349603sp}{square}
\tracepos{0/42:case:code.5:17,8}{22893665sp}{34940911sp}{square}
\tracepos{0/42:case:code.5:17,8}{23599085sp}{34235491sp}{square}
\tracepos{0/42:case:code.5:17,9}{22893665sp}{33826799sp}{square}
\tracepos{0/42:case:code.5:17,9}{23599085sp}{33121379sp}{square}
\tracepos{0/42:case:code.5:17,10}{22893665sp}{32712687sp}{square}
\tracepos{0/42:case:code.5:17,10}{23599085sp}{32007267sp}{square}
```

```
\tracemos{0/42:case:code.4:18,1}{24434671sp}{42739695sp}{square}
\tracemos{0/42:case:code.4:18,1}{25140091sp}{42034275sp}{square}
\tracemos{0/42:case:code.4:18,2}{24434671sp}{41625583sp}{square}
\tracemos{0/42:case:code.4:18,2}{25140091sp}{40920163sp}{square}
\tracemos{0/42:case:code.4:18,3}{24434671sp}{40511471sp}{square}
\tracemos{0/42:case:code.4:18,3}{25140091sp}{39806051sp}{square}
\tracemos{0/42:case:code.4:18,4}{24434671sp}{39397359sp}{square}
\tracemos{0/42:case:code.4:18,4}{25140091sp}{38691939sp}{square}
\tracemos{0/42:case:code.4:18,5}{24434671sp}{38283247sp}{square}
\tracemos{0/42:case:code.4:18,5}{25140091sp}{37577827sp}{square}
\tracemos{0/42:case:code.4:18,6}{24434671sp}{37169135sp}{square}
\tracemos{0/42:case:code.4:18,6}{25140091sp}{36463715sp}{square}
\tracemos{0/42:case:code.4:18,7}{24434671sp}{36055023sp}{square}
\tracemos{0/42:case:code.4:18,7}{25140091sp}{35349603sp}{square}
\tracemos{0/42:case:code.4:18,8}{24434671sp}{34940911sp}{square}
\tracemos{0/42:case:code.4:18,8}{25140091sp}{34235491sp}{square}
\tracemos{0/42:case:code.4:18,9}{24434671sp}{33826799sp}{square}
\tracemos{0/42:case:code.4:18,9}{25140091sp}{33121379sp}{square}
\tracemos{0/42:case:code.4:18,10}{24434671sp}{32712687sp}{square}
\tracemos{0/42:case:code.4:18,10}{25140091sp}{32007267sp}{square}
\tracemos{0/42:case:code.3:19,1}{25975677sp}{42739695sp}{square}
\tracemos{0/42:case:code.3:19,1}{26681097sp}{42034275sp}{square}
\tracemos{0/42:case:code.3:19,2}{25975677sp}{41625583sp}{square}
\tracemos{0/42:case:code.3:19,2}{26681097sp}{40920163sp}{square}
\tracemos{0/42:case:code.3:19,3}{25975677sp}{40511471sp}{square}
\tracemos{0/42:case:code.3:19,3}{26681097sp}{39806051sp}{square}
\tracemos{0/42:case:code.3:19,4}{25975677sp}{39397359sp}{square}
\tracemos{0/42:case:code.3:19,4}{26681097sp}{38691939sp}{square}
\tracemos{0/42:case:code.3:19,5}{25975677sp}{38283247sp}{square}
\tracemos{0/42:case:code.3:19,5}{26681097sp}{37577827sp}{square}
\tracemos{0/42:case:code.3:19,6}{25975677sp}{37169135sp}{square}
\tracemos{0/42:case:code.3:19,6}{26681097sp}{36463715sp}{square}
\tracemos{0/42:case:code.3:19,7}{25975677sp}{36055023sp}{square}
\tracemos{0/42:case:code.3:19,7}{26681097sp}{35349603sp}{square}
\tracemos{0/42:case:code.3:19,8}{25975677sp}{34940911sp}{square}
\tracemos{0/42:case:code.3:19,8}{26681097sp}{34235491sp}{square}
\tracemos{0/42:case:code.3:19,9}{25975677sp}{33826799sp}{square}
\tracemos{0/42:case:code.3:19,9}{26681097sp}{33121379sp}{square}
\tracemos{0/42:case:code.3:19,10}{25975677sp}{32712687sp}{square}
\tracemos{0/42:case:code.3:19,10}{26681097sp}{32007267sp}{square}
\tracemos{0/42:case:code.2:20,1}{27516683sp}{42739695sp}{square}
\tracemos{0/42:case:code.2:20,1}{28222103sp}{42034275sp}{square}
\tracemos{0/42:case:code.2:20,2}{27516683sp}{41625583sp}{square}
\tracemos{0/42:case:code.2:20,2}{28222103sp}{40920163sp}{square}
\tracemos{0/42:case:code.2:20,3}{27516683sp}{40511471sp}{square}
\tracemos{0/42:case:code.2:20,3}{28222103sp}{39806051sp}{square}
```

```
\tracemos{0/42:case:code.2:20,4}{27516683sp}{39397359sp}{square}
\tracemos{0/42:case:code.2:20,4}{28222103sp}{38691939sp}{square}
\tracemos{0/42:case:code.2:20,5}{27516683sp}{38283247sp}{square}
\tracemos{0/42:case:code.2:20,5}{28222103sp}{37577827sp}{square}
\tracemos{0/42:case:code.2:20,6}{27516683sp}{37169135sp}{square}
\tracemos{0/42:case:code.2:20,6}{28222103sp}{36463715sp}{square}
\tracemos{0/42:case:code.2:20,7}{27516683sp}{36055023sp}{square}
\tracemos{0/42:case:code.2:20,7}{28222103sp}{35349603sp}{square}
\tracemos{0/42:case:code.2:20,8}{27516683sp}{34940911sp}{square}
\tracemos{0/42:case:code.2:20,8}{28222103sp}{34235491sp}{square}
\tracemos{0/42:case:code.2:20,9}{27516683sp}{33826799sp}{square}
\tracemos{0/42:case:code.2:20,9}{28222103sp}{33121379sp}{square}
\tracemos{0/42:case:code.2:20,10}{27516683sp}{32712687sp}{square}
\tracemos{0/42:case:code.2:20,10}{28222103sp}{32007267sp}{square}
\tracemos{0/42:case:code.1:21,1}{29057689sp}{42739695sp}{square}
\tracemos{0/42:case:code.1:21,1}{29763109sp}{42034275sp}{square}
\tracemos{0/42:case:code.1:21,2}{29057689sp}{41625583sp}{square}
\tracemos{0/42:case:code.1:21,2}{29763109sp}{40920163sp}{square}
\tracemos{0/42:case:code.1:21,3}{29057689sp}{40511471sp}{square}
\tracemos{0/42:case:code.1:21,3}{29763109sp}{39806051sp}{square}
\tracemos{0/42:case:code.1:21,4}{29057689sp}{39397359sp}{square}
\tracemos{0/42:case:code.1:21,4}{29763109sp}{38691939sp}{square}
\tracemos{0/42:case:code.1:21,5}{29057689sp}{38283247sp}{square}
\tracemos{0/42:case:code.1:21,5}{29763109sp}{37577827sp}{square}
\tracemos{0/42:case:code.1:21,6}{29057689sp}{37169135sp}{square}
\tracemos{0/42:case:code.1:21,6}{29763109sp}{36463715sp}{square}
\tracemos{0/42:case:code.1:21,7}{29057689sp}{36055023sp}{square}
\tracemos{0/42:case:code.1:21,7}{29763109sp}{35349603sp}{square}
\tracemos{0/42:case:code.1:21,8}{29057689sp}{34940911sp}{square}
\tracemos{0/42:case:code.1:21,8}{29763109sp}{34235491sp}{square}
\tracemos{0/42:case:code.1:21,9}{29057689sp}{33826799sp}{square}
\tracemos{0/42:case:code.1:21,9}{29763109sp}{33121379sp}{square}
\tracemos{0/42:case:code.1:21,10}{29057689sp}{32712687sp}{square}
\tracemos{0/42:case:code.1:21,10}{29763109sp}{32007267sp}{square}
```

# Contents

|          |  |           |
|----------|--|-----------|
| <b>1</b> | <b>Introduction</b>                        | <b>1</b>  |
| <b>2</b> | <b>Samples</b>                             | <b>1</b>  |
| 2.1      | Standard layout . . . . .                  | 4         |
| 2.2      | Separate answer sheet . . . . .            | 5         |
| 2.3      | Without markers . . . . .                  | 6         |
| <b>3</b> | <b>Usage</b>                               | <b>11</b> |
| 3.1      | Package options . . . . .                  | 11        |
| 3.2      | Questions and answers . . . . .            | 12        |
| 3.3      | Scoring . . . . .                          | 14        |
| 3.4      | Groups of questions . . . . .              | 14        |
| 3.5      | Students identification . . . . .          | 15        |
| 3.6      | Separate answer sheet . . . . .            | 16        |
| 3.7      | Random computation questions . . . . .     | 16        |
| 3.8      | French command names . . . . .             | 19        |
| 3.9      | Customisation . . . . .                    | 19        |
| 3.9.1    | Boxes . . . . .                            | 19        |
| 3.9.2    | Codes . . . . .                            | 21        |
| 3.9.3    | Answers . . . . .                          | 21        |
| <b>4</b> | <b>Implementation</b>                      | <b>21</b> |
| 4.1      | Variables . . . . .                        | 22        |
| 4.2      | Dimensions . . . . .                       | 24        |
| 4.3      | Human readable sheet ID position . . . . . | 24        |
| 4.4      | Localisation . . . . .                     | 25        |
| 4.4.1    | English . . . . .                          | 25        |
| 4.4.2    | Dutch . . . . .                            | 26        |
| 4.4.3    | French . . . . .                           | 26        |
| 4.4.4    | German . . . . .                           | 26        |
| 4.4.5    | Italian . . . . .                          | 26        |
| 4.4.6    | Norwegian . . . . .                        | 27        |
| 4.4.7    | Spanish . . . . .                          | 27        |
| 4.4.8    | Japanese . . . . .                         | 27        |
| 4.4.9    | Other languages . . . . .                  | 28        |
| 4.5      | Random . . . . .                           | 28        |
| 4.5.1    | Random pseudo-generator . . . . .          | 28        |
| 4.5.2    | Uniform random deviates . . . . .          | 28        |
| 4.5.3    | Tokens shuffling . . . . .                 | 29        |
| 4.6      | Keys numbering . . . . .                   | 29        |
| 4.7      | Boxes . . . . .                            | 29        |
| 4.7.1    | Position logging . . . . .                 | 29        |
| 4.7.2    | Boxes to be checked by students . . . . .  | 31        |
| 4.7.3    | Binary boxes . . . . .                     | 34        |
| 4.8      | Handling groups of questions . . . . .     | 35        |

|          |   |           |
|----------|---|-----------|
| 4.9      | Questions . . . . .                           | 36        |
| 4.9.1    | Managing answers . . . . .                    | 37        |
| 4.9.2    | Separate answer sheet . . . . .               | 38        |
| 4.9.3    | Formatting answers . . . . .                  | 39        |
| 4.9.4    | Formatting questions . . . . .                | 40        |
| 4.10     | Scoring . . . . .                             | 41        |
| 4.11     | Numerical data . . . . .                      | 42        |
| 4.11.1   | Codes . . . . .                               | 42        |
| 4.11.2   | Numerical questions . . . . .                 | 44        |
| 4.11.3   | Intervals . . . . .                           | 51        |
| 4.12     | Open questions . . . . .                      | 52        |
| 4.13     | Page formatting . . . . .                     | 55        |
| 4.13.1   | Watermark . . . . .                           | 55        |
| 4.13.2   | Signs for scan analysis . . . . .             | 55        |
| 4.14     | Defining a single exam copy content . . . . . | 57        |
| 4.15     | Pre-association . . . . .                     | 58        |
| 4.16     | Package options . . . . .                     | 58        |
| 4.17     | Optional features . . . . .                   | 59        |
| 4.18     | External control . . . . .                    | 59        |
| 4.19     | Page layout . . . . .                         | 60        |
| 4.20     | Initialisation . . . . .                      | 60        |
| 4.21     | French command names . . . . .                | 61        |
| <b>5</b> | <b>Outputs</b>                                | <b>61</b> |
| 5.1      | <code>namefield</code> command . . . . .      | 61        |
| 5.2      | <code>AMCboxedchar</code> command . . . . .   | 61        |
| 5.3      | <code>AMCcode</code> command . . . . .        | 62        |

# Index

Numbers written in *italic* refer to the page where the corresponding entry is described; numbers underlined refer to the code line of the definition; numbers in *roman* refer to the code lines where the entry is used.

| Symbols          |  |                          |  |
|------------------|--|--------------------------|--|
| \"               | 102  | \AMC@chiffres            | 556, 571, 572, 586, 598, 599, 613, 636, 637, 639, 657, 660–662, 665, 668–670, 676, 678–680         |
| \@aucune         | 451, 455, 456  | \AMC@CI@a                | 897, 902, 903, 905   |
| \@auxout         | 1122   | \AMC@CI@b                | 900, 901, 903–905  |
| \@tempboxa       | 1027, 1031, 1032   | \AMC@CI@cas              | 895, 898, 901, 902   |
| \@tempdimb       | 1016, 1018   | \AMC@definitnumero       | 195, 199   |
| \@tempdimc       | 1017, 1018   | \AMC@etud                | 1043   |
| \_               | 534  | \AMC@fin@rep             | 438, 492, 496, 500   |
| <b>A</b>         |  | \AMC@formBox             | 306  |
| \aa              | 122  | \AMC@FP@x                | 714, 719, 720, 722–725   |
| \alafin          | 16, 1245   | \AMC@fullGroupfalse      | 24   |
| \AMC@affecte     | 194, 530   | \AMC@fullGroupstrue      | 1131, 1153   |
| \AMC@amclog      | 7, 195, 482, 513, 518, 541, 552–555, 621, 628, 645, 647, 651, 653, 660, 668, 678, 774, 788, 799, 801, 810, 812, 816, 819, 821, 884, 956, 1005, 1102, 1112, 1223–1226 | \AMC@givesign            | 707, 710   |
| \AMC@binaryBoxes | 342, 1044–1046   | \AMC@integer@modulo      | 683, 685–688   |
| \AMC@boxcolor    | 249, 251, 253, 254, 256, 257, 978  | \AMC@intervx             | 895, 903   |
| \AMC@boxedchar   | 249, 283, 308, 310, 332, 348, 350  | \AMC@intituleHead        | 1041, 1057, 1154   |
| \AMC@boxeddown   | 255, 287, 296  | \AMC@loc@catalog         | 78, 87, 97, 107, 117, 127, 137, 146, 1154  |
| \AMC@boxedheight | 262, 267, 268, 270, 271, 289, 292, 293, 299, 302   | \AMC@loc@corrected       | 77, 86, 96, 106, 116, 126, 136, 145, 1041  |
| \AMC@boxedrule   | 260, 269, 286, 295   | \AMC@loc@DE              | 100  |
| \AMC@boxedwidth  | 263, 267, 268, 270, 271, 288, 292, 294, 299, 300   | \AMC@loc@draft           | 72, 81, 91, 101, 111, 121, 131, 141, 1014  |
| \AMC@calcdigit   | 692, 842, 868  | \AMC@loc@ES              | 130  |
| \AMC@calcmodulo  | 684, 700   | \AMC@loc@FR              | 90, 1156, 1240   |
| \AMC@caselettre  | 275, 326, 330  | \AMC@loc@IT              | 110  |
| \AMC@catalogMode | 1150, 1155, 1201   | \AMC@loc@JA              | 140  |
| \AMC@CBtaille    | 340, 1068, 1160  | \AMC@loc@message         | 73, 82, 92, 102, 112, 122, 132, 142, 1216  |
|                  |  | \AMC@loc@NL              | 80   |
|                  |  | \AMC@loc@NO              | 120  |
|                  |  | \AMC@loc@none            | 79, 88, 98, 108, 118, 128, 138, 147, 451   |
|                  |  | \AMC@loc@q               | 76, 85, 95, 105, 115, 125, 135, 144, 524   |
|                  |  | \AMC@loc@qf              | 75, 84, 94, 104, 114, 124, 134, 143, 459   |
|                  |  | \AMC@logfile             | 7–9  |
|                  |  | \AMC@LR                  | 11, 252, 1019, 1063–1067, 1216   |
|                  |  | \AMC@marque              | 306, 515, 516, 519, 629  |
|                  |  | \AMC@NCBcheck            | 336, 1046, 1160  |
|                  |  | \AMC@NCBetud             | 336, 1044, 1159  |
|                  |  | \AMC@NCBpage             | 336, 1045, 1159  |
|                  |  | \AMC@note                | 1042, 1076, 1086, 1215   |
|                  |  | \AMC@numeric@approx      | 764, 766, 790, 791   |
|                  |  | \AMC@numeric@base        | 685, 686, 696, 742, 752, 778, 782, 805, 852, 855, 873  |
|                  |  | \AMC@numeric@calcdigit   | 691, 694, 697, 698, 715, 717, 718, 725, 727–729  |
|                  |  | \AMC@numeric@compute     | 796, 803, 805, 814, 817  |
|                  |  | \AMC@numeric@dec         | 739, 751, 777, 778, 835, 839, 865  |
|                  |  | \AMC@numeric@digits      | 738, 750, 782, 797, 804, 834, 839, 843, 846, 849, 851, 854, 858, 860, 865, 869, 871, 872, 875, 877 |
|                  |  | \AMC@numeric@eval        | 778, 779   |
|                  |  | \AMC@numeric@exact       | 763, 765, 788  |
|                  |  | \AMC@numeric@integer     | 690, 693, 696, 700, 716, 717, 719, 721, 722, 726, 727  |
|                  |  | \AMC@numeric@lastdigit   | 672, 674, 675, 679   |
|                  |  | \AMC@numeric@scoreapprox | 762, 791   |
|                  |  | \AMC@numeric@scoreexact  | 761, 789   |

|  |  |  |
|--|--|--|
| \AMC@numeric@value .....               | \AMC@XYspecial .....                   | \AMCformBegin .. 13, <u>464</u> , 1247 |
| ..... 740, 779, 782,                   | ..... 241, 244, 246, 247               | \AMCformBox ..... <u>306</u>           |
| 784, 816, 830, 842, 868                | \AMCanswer .....                       | \AMCformHSpace ..... <u>48</u> , 462   |
| \AMC@numeric@x . 741, 797,             | .. 508, <u>509</u> , 567, 594, 967     | \AMCformQuestion ..... <u>458</u>      |
| 799, 801, 804, 806, 807,               | \AMCassociation ..... <u>1124</u>      | \AMCformQuestionA .. 460, 472          |
| 843, 852, 855, 869, 873                | \AMCbeginAnswer .....                  | \AMCformS ..... <u>464</u>             |
| \AMC@numerotation 194, 198, 199        | .. 499, <u>509</u> , 563, 592, 966     | \AMCformVSpace ..... <u>48</u> , 459   |
| \AMC@oval@radius .....                 | \AMCbeginQuestion .....                | \AMCid@check .....                     |
| ..... 269, 290, 300, 302               | .. <u>524</u> , 534, 550, 561, 590     | . 17, 236, 1046, 1051,                 |
| \AMC@pagepos ..... <u>202</u> , 1053   | \AMCbin@begin . 351, 1044–1046         | 1052, 1069, 1073, 1222                 |
| \AMC@premierecopie .....               | \AMCbin@digit ..... 346–351            | \AMCid@checkmax .....                  |
| ... 341, 1104, 1107, 1161              | \AMCbin@id . 345, 348, 350, 351        | ... <u>336</u> , 1052, 1159, 1222      |
| \AMC@prepare ... 197, 200, 201         | \AMCbin@endigits .....                 | \AMCid@etud .....                      |
| \AMC@prepare@element ...               | ..... 344, 354, 357, 363               | ... 18, 206, 215, 224,                 |
| ..... 375, 383, 415                    | \AMCbin@number .....                   | 236, 238, 239, 1044,                   |
| \AMC@qaff ..... <u>521</u> , 534, 550  | .. 343, 353, 356, 358, 360             | 1069, 1073, 1081, 1103,                |
| \AMC@shape@oval ..... 265              | \AMCbin@one ..... 347, 358             | 1104, 1106, 1112–1114,                 |
| \AMC@shape@square ..... 259            | \AMCbin@sequence ... 342,              | 1117–1120, 1122, 1126                  |
| \AMC@shapename .....                   | 353, 358, 359, 364, 365                | \AMCid@etudfin .....                   |
| .. 209, 218, 227, 255, 291             | \AMCbin@zero ... 349, 359, 364         | .... 20, 1105–1107, 1113               |
| \AMC@shuffletoks <u>180</u> , 387, 431 | \AMCbloc ..... 528                     | \AMCid@etudstart 19, 1103, 1114        |
| \AMC@SR ..... 149, 151,                | \AMCboxColor ... 17, <u>249</u> , 1068 | \AMCid@name ..... <u>47</u> ,          |
| 154–157, 159, 161, 162                 | \AMCboxDimensions 16, <u>286</u> , 353 | 321, 324, 330, 332, 530,               |
| \AMC@SR@count 154, 155, 157,           | \AMCBoxedAnswers ..... <u>486</u>      | 618, 620, 623, 772, 954                |
| 165, 169, 172, 175–178                 | \AMCcercle ..... 1033, 1036            | \AMCid@quest ..... 16,                 |
| \AMC@SR@time ..... 166, 1141           | \AMCchoiceLabel .... <u>275</u> , 315  | 238, 239, 321, 324, 330,               |
| \AMC@SR@advance . 152, 159, 160        | \AMCchoiceLabelFormat 257, <u>275</u>  | 332, 530, 531, 618, 620,               |
| \AMC@SR@bit ..... 159                  | \AMCcleasedoublepage . 13, <u>1116</u> | 623, 772, 774, 954, 956                |
| \AMC@SR@const ... 150, 154, 157        | \AMCcode ..... 12, <u>556</u>          | \AMCIDBoxesA ..... 1044, 1048          |
| \AMC@SR@max ..... <u>165</u> , 189     | \AMCcodeBoxSep .....                   | \AMCIDBoxesABC ... 1047, 1070          |
| \AMC@SR@nextByte ..... <u>165</u>      | .. 559, 568, 595, 631, 968             | \AMCIDBoxesB ..... 1045, 1049          |
| \AMC@SR@num . 167, 168, 170,           | \AMCcodeH ..... 12, <u>556</u>         | \AMCIDBoxesC ..... 1046, 1049          |
| 171, 175, 178, 189, 190                | \AMCcodeHspace .....                   | \AMCids@height .. 57, 68, 1069         |
| \AMC@SR@set . 151, 163, 164, 166       | ..... 557, 566, 587, 596               | \AMCids@sidefalse ... 60, 62           |
| \AMC@SR@test ..... 160, 171            | \AMCcodeVspace .....                   | \AMCids@sidetrue ..... 64              |
| \AMC@SR@value ..... 162                | ..... 558, 565, 569, 593               | \AMCids@topfalse .... 60, 64           |
| \AMC@sti 180, 187–189, 191, 192        | \AMCcompleteMulti .... 9, 45           | \AMCids@toptrue ..... 62               |
| \AMC@tmpXY .... 242, 245, 247          | \AMCdebutFormulaire . 16, 1247         | \AMCids@width ... 56, 67, 1072         |
| \AMC@tracebox .....                    | \AMCdecimalPoint .....                 | \AMCids@position ..... <u>54</u>       |
| .... <u>202</u> , 248, 266, 1037       | ..... 731, 744, 840, 866               | \AMCinterBquest .... 53, 537           |
| \AMC@tracepos .. 202, 262, 264         | \AMCdontAnnotate ... <u>238</u> , 982  | \AMCinterBrep ..... <u>48</u> , 504    |
| \AMC@traceposx ..... 211, 231          | \AMCdontScan ..... <u>238</u> , 981    | \AMCinterIquest .... 52, 537           |
| \AMC@traceposy . 220, 230, 232         | \AMCdump@reponses .. <u>431</u> , 445  | \AMCinterIrep ..... <u>48</u> , 490    |
| \AMC@unnumero ..... <u>194</u>         | \AMCendAnswer .....                    | \AMCintervalFormat .. 894, 895         |
| \AMC@VERSION ..... 6, 1230             | .. 500, <u>509</u> , 565, 593, 966     | \AMCintervals .. 13, <u>894</u> , 1249 |
| \AMC@watertext ... 1014, 1025          | \AMCform ..... 13, <u>464</u> , 1246   | \AMClabel ..... <u>1118</u>            |
| \AMC@XYFILE ..... 204,                 | \AMCformAnswer ..... <u>458</u>        | \AMCload@@@reponse .....               |
| 213, 222, 234, 238, 239,               | \AMCformAnswerA .... 463, 471          | ..... 442, 444, 515, 519               |
| 245–247, 1125, 1228–1230               | \AMCformatChoices .....                |  |
|  | ..... 615, 893, 1012                   |  |

|                               |                                   |   |
|-------------------------------|-----------------------------------|---|
| \AMCload@counter              | .....                             | 15, 420–423, 426, 427, 431, 434–437, 440  |
| \AMCload@reponse              | ...                               | <u>425</u> , 444  |
| \AMCmem@ireAJ                 | <u>464</u> , 484, 485, 617        |   |
| \AMCmem@ireAJRep              | .....                             | .. 470, 501, 505, 506, 508  |
| \AMCmem@ireData               | .....                             | .. 458, 468, 478, 479, 482  |
| \AMCmem@ireQ                  | .....                             | 472, 536  |
| \AMCmessage                   | .....                             | <u>7</u> , 531, 537   |
| \AMCncol@Background           | ....                              | ..... 736, 749, 825   |
| \AMCncol@Border               | 735, 747, 825                     |   |
| \AMCncol@BorderWidth          | ...                               | ..... 737, 748, 824   |
| \AMCnobloc                    | ....                              | 527, 570, 597   |
| \AMCnoCompleteMulti           | <u>9</u> , 46, 965                |   |
| \AMCNombreCopies              | ..                                | 1100, 1101  |
| \AMCncontextGoto              | .....                             | 733, 890  |
| \AMCncontextSign              | 732, 743, 828, 829                |   |
| \AMCncontextVHead             | .....                             | 734, 846  |
| \AMCnum@copies                | .....                             | .... 21, 1100–1102, 1105  |
| \AMCnum@questions             | ..                                | 432, 434  |
| \AMCnumeric@char              | 626, 637, 639, 644, 646, 650, 652 |   |
| \AMCnumeric@digit             | .....                             | 635, 659, 667, 677  |
| \AMCnumeric@Hspace            | .....                             | 633, 662, 746, 859  |
| \AMCnumeric@Vspace            | .....                             | .. 634, 644, 650, 670, 681, 745, 829, 847, 876  |
| \AMCnumericChoices            | ..                                | <u>14</u> , <u>615</u>  |
| \AMCnumericH                  | .....                             | 656, 872  |
| \AMCnumericHide               | ....                              | 888, 893  |
| \AMCnumericOpts               | .....                             | 770   |
| \AMCnumericShow               | ....                              | 771, 893  |
| \AMCnumericV                  | .....                             | 664, 854  |
| \AMCnumericVR                 | .....                             | 673, 851  |
| \AMCnumero                    | .....                             | 522, 1111   |
| \AMCocol@Background           | ....                              | ..... 909, 915, 972   |
| \AMCocol@BoxFrameRule         | ..                                | ..... 910, 933, 972   |
| \AMCocol@Foreground           | ..                                | 912, 916, 977, 978, 987, 990  |
| \AMCocol@FrameRule            | .....                             | ..... 911, 934, 998   |
| \AMCOpen                      | .....                             | <u>907</u>  |
| \AMCopen@answer               | .....                             | ..... 913, 919, 946, 961  |
| \AMCopen@boxframerule         | ..                                | ..... 931, 932, 971   |
| \AMCopen@boxmargin            | .....                             | ..... 929, 930, 970   |
| \AMCopen@contentcommand       | .....                             | ..... 920, 999  |
| \AMCopen@framerule            | .....                             | ..... 935, 936, 997   |
| \AMCopen@Hspace               | .....                             | .. 921, 922, 969, 974, 985  |
| \AMCopen@LineHeight           | ....                              | ..... 925, 926, 945   |
| \AMCopen@Lines                | ..                                | 927, 928, 950   |
| \AMCopen@Lines                | .....                             | 943   |
| \AMCopen@Question             | .....                             | ..... 914, 918, 973, 974  |
| \AMCopen@Width                | ..                                | 923, 924, 944   |
| \AMCopenHide                  | .....                             | 1008, 1012  |
| \AMCopenOpts                  | .....                             | 942   |
| \AMCopenShow                  | .....                             | 953, 1012   |
| \AMCotextGoto                 | .....                             | 907, 1009   |
| \AMCotextReserved             | .....                             | .. 908, 917, 984, 988, 990  |
| \AMCpageref                   | .....                             | 1120  |
| \AMCqlabel                    | .....                             | <u>1121</u>   |
| \AMCquestionaff               | .....                             | <u>521</u>  |
| \AMCrandomseed                | .....                             | <u>163</u>  |
| \AMCref                       | .....                             | <u>1118</u>   |
| \AMCrep@count                 | ..                                | 446, 448, 450   |
| \AMCrep@bloc                  | .....                             | 489, <u>501</u>   |
| \AMCrep@count                 | .....                             | 321, 324, 330, 332, 419, 428, 448, 450, 454, 488, 494, 498, 512, 513, 516–519, 616, 617, 627, 628 |
| \AMCrep@fini                  | 442, 445, 449, 457                |   |
| \AMCrep@init                  | <u>438</u> , 491, 494, 498        |   |
| \AMCrep@itemize               | ....                              | 488, <u>501</u>   |
| \AMCrep@ligne                 | .....                             | 494, <u>501</u>   |
| \AMCrep@o                     | .....                             | 439, 441  |
| \AMCrep@perso                 | .....                             | 498, <u>501</u>   |
| \AMCrep@r                     | .....                             | 443   |
| \AMCrien@deux                 | .....                             | <u>425</u> , 442  |
| \AMCsection                   | .....                             | <u>484</u>  |
| \AMCsignificantDigits         | 702, 782                          |   |
| \AMCsignificantDigits@nonnull | .....                             | ..... 706, 713  |
| \AMCsignV                     | .....                             | 642, 830  |
| \AMCStudentNumber             | ....                              | 1043  |
| \AMCsubjectPageTag            | 1080, 1085                        |   |
| \AMCsubsection                | .....                             | <u>484</u>  |
| \AMCsw@p                      | .....                             | <u>180</u>  |
| \AMCsw@p@                     | .....                             | 181, 183, 185   |
| \AMCtext                      | .....                             | <u>71</u>   |
| \AMCtok@ik                    | 389, 396, 398–                    |   |
|                               | 400, 412, 414, 416, 417           |   |
| \AMCtok@k                     | 367, 378–380, 384, 416            |   |
| \AMCtok@max                   | ....                              | 368, 391–394, 400, 407–410, 417   |
| \AMCw@termark                 | ....                              | <u>1013</u> , 1054  |
| \AMCw@terprint                | ...                               | <u>1013</u> , 1054  |
| amcxyfile (environment)       | ..                                | <u>241</u>  |
| answers (option)              | .....                             | <u>7</u>  |
| \association                  | .....                             | 1126  |
| automarks (option)            | .....                             | <u>8</u>  |
| <b>B</b>                      |                                   |   |
| \bareme                       | .....                             | <u>16</u> , 1237  |
| \baremeDefautM                | ....                              | <u>16</u> , 1238  |
| \baremeDefautS                | ....                              | <u>16</u> , 1239  |
| \bf                           | .....                             | 731   |
| bloc (option)                 | .....                             | <u>16</u>   |
| \bonne                        | .....                             | <u>16</u> , 1235  |
| box (option)                  | .....                             | <u>7</u>  |
| <b>C</b>                      |                                   |   |
| calibration (option)          | ....                              | <u>5</u> , <u>7</u>   |
| \CalibrationExterne           | ...                               | <u>1183</u>   |
| catalog (option)              | .....                             | <u>7</u>  |
| \CatalogExterne               | .....                             | 1199  |
| \champnom                     | .....                             | <u>16</u> , 1248  |
| chiffres (option)             | .....                             | <u>16</u>   |
| \choices                      | .....                             | 1232  |
| choices (environment)         | ..                                | <u>9</u> , <u>486</u>   |
| \choicescustom                | .....                             | 1234  |
| choicescustom (environment)   | .....                             | <u>9</u> , <u>486</u>   |
| \choiceshoriz                 | .....                             | 1233  |
| choiceshoriz (environment)    | .....                             | <u>9</u> , <u>486</u>   |
| \choixIntervalles             | ..                                | <u>16</u> , 1249  |
| \cleargroup                   | .....                             | <u>11</u> , <u>402</u>  |
| completemulti (option)        | ...                               | <u>7</u>  |
| \copieexamen                  | .....                             | 1242  |
| copieexamen (environment)     | ..                                | <u>16</u>   |
| \copygroup                    | .....                             | <u>11</u> , <u>402</u>  |
| correc (option)               | .....                             | <u>16</u>   |

|                                      |                 |  |   |  |                              |
|--------------------------------------|-----------------|--|---|--|------------------------------|
| correcindiv (option) . . . . .       | 16              | \FPabs . . . . .   | 714   | \ifAMCformulaire@dedans . . . . .      | 40, 323, 773, 883, 955, 1004 |
| \correctchoice . . . . .             |                 | \FPifpos . . . . .   | 711   | \ifAMCids@side . . . . .               | 55, 1072                     |
| .. 10, 456, <u>512</u> , 901, 1235   |                 | \FPifzero . . . . .  | 703   | \ifAMCids@top . . . . .                | 54, 1069                     |
| \CorrigeExterne . . . . .            | <u>1183</u>     | \FPround . . . . .   | 724   | \ifAMCtype@multi . . . . .             | 34, 453                      |
| \CorrigeIndivExterne .. <u>1183</u>  |                 | français (option) . . . . .  | 8   | \ifAMCune@bonne . . . . .              | 33, 455                      |
|                                      |                 | fullgroups (option) . . . . .  | 8   | \ifcase . . . . .                      | 59                           |
| <b>D</b>                             |                 |  |   |  |                              |
| \define@boolkey . . . . .            |                 | <b>H</b>   |   |  |                              |
| ..... 753–760, 937–940               |                 | \he@dbas . . . . .   | 1039, 1063, 1064  | \ifKV@AMCNumeric@nozero . . . . .      | 657, 665, 674                |
| \define@choicekey .. 58, 291         |                 | \he@dhaut . . . . .  | 1040, 1067  | \ifKV@AMCNumeric@reverse 850           |                              |
| digits (option) . . . . .            | 7               | \he@dtaille . . . . .  | 1038–1040   | \ifKV@AMCNumeric@scoring 787           |                              |
| \dontannotate . . . . .              | 239             | <b>I</b>   |   |  |                              |
| \dontscan . . . . .                  | 238             | \ifAMC@affichekeys 26, 533, 534  |   | \ifKV@AMCNumeric@sign 808, 826         |                              |
| \dotfill . . . . .                   | 948, 961        | \ifAMC@automarks 44, 475, 1110   |   | \ifKV@AMCNumeric@significant . . . . . | 781, 818                     |
| \draw . . . . .                      | 269, 272        | \ifAMC@calibration ... 31, 203, 212, 221, 234, 238, 239, 513, 518, 531, 540, 552–555, 1112, 1125, 1227 |   | \ifKV@AMCNumeric@strict . . . . .      | 798, 809                     |
| <b>E</b>                             |                 |  |   |  |                              |
| \element . . . . .                   | 11, <u>367</u>  | \ifAMC@correc . . . . .  | 27, 254, 515, 629, 946, 961   | \ifKV@AMCNumeric@vertical 836          |                              |
| \endchoices . . . . .                | 1232            | \ifAMC@correchead 25, 1054, 1092, 1107, 1208, 1214   |   | \ifKV@AMCNumeric@vhead . 845           |                              |
| \endchoicescustom . . . . .          | 1234            | \ifAMC@ensemble . . . . .  | 38, 319, 465, 475, 478, 481, 534, 567, 594, 619, 630, 772, 773, 882, 883, 954, 955, 960, 967, 973, 1004, 1110, 1223 | \ifKV@AMCOpen@annotate . 982           |                              |
| \endchoiceshoriz . . . . .           | 1233            | \ifAMC@fullGroups 24, 392, 408   |   | \ifKV@AMCOpen@dots . . . . .           | 947                          |
| \endcopieexamen . . . . .            | 1242            | \ifAMC@inside@box 36, 329, 568, 595, 630, 968, 1224  |   | \ifKV@AMCOpen@lineup 959, 994          |                              |
| \endexamcopy . . . . .               | 1242            | \ifAMC@inside@digit . 39, 276  |   | \ifKV@AMCOpen@scan . . . . .           | 981                          |
| \endreponses . . . . .               | 1232            | \ifAMC@ordre . . . . .   | 22, 439   | indivanswers (option) . . . . .        | 7                            |
| \endreponseshoriz . . . . .          | 1233            | \ifAMC@outside@box . . . . .   | 37, 307, 1225   | init (option) . . . . .                | 7                            |
| \endreponsesperso . . . . .          | 1234            | \ifAMC@pagelayout . . . . .  | 42, 1051, 1091, 1207  | \insertgroup ... 11, <u>386</u> , 1244 |                              |
| ensemble (option) . . . . .          | 16              | \ifAMC@plain . . . . .   | 32, 1167  | insidebox (option) . . . . .           | 7                            |
| environments:                        |                 | \ifAMC@postcorrect . . . . .   | 43, 456, 1226   | <b>L</b>                               |                              |
| amcxyfile . . . . .                  | <u>241</u>      | \ifAMC@qbloc . . . . .   | 28, 532, 537, 549, 551, 891, 1010   | \lastchoices . . . . .                 | <u>438</u> , 1245            |
| choices . . . . .                    | 9, <u>486</u>   | \ifAMC@rbloc . . . . .   | 29, 489, 492  | \linebreak . . . . .                   | 963                          |
| choicescustom . . . . .              | 9, <u>486</u>   | \ifAMC@shuffleG . . . . .  | 23, 387   | <b>M</b>                               |                              |
| choiceshoriz . . . . .               | 9, <u>486</u>   | \ifAMC@watermark 35, 1054, 1213  |   | \m@rque . . . . .                      | 1037, 1063–1066              |
| copieexamen . . . . .                | 16              | \ifAMC@zoneformulaire .. . . . .   | 41, 320, 465  | \m@rqueCalage . . . . .                | 1036, 1037                   |
| examcopy . . . . .                   | <u>1175</u>     | \ifAMC@complete@multi 30, 453  |   | \mauvaise . . . . .                    | 16, 1236                     |
| question . . . . .                   | 8, <u>526</u>   |  |   | \melange groupe . . . . .              | 16, 1243                     |
| questionmult . . . . .               | 8, <u>526</u>   |  |   | \multiSymbole .. <u>524</u> , 539, 544 |                              |
| questionouverte . . . . .            | <u>526</u>      |  |   | <b>N</b>                               |                              |
| reponses . . . . .                   | 16              |  |   | \namefield . . . . .                   | 12, <u>248</u> , 1248        |
| reponseshoriz . . . . .              | 16              |  |   | \newlabel . . . . .                    | 1122                         |
| reponsesperso . . . . .              | 16              |  |   | \nobreak . . . . .                     | 995                          |
| \examcopy . . . . .                  | 1242            |  |   | nopage (option) . . . . .              | 6, 8                         |
| examcopy (environment) . <u>1175</u> |                 |  |   | noshuffle (option) . . . . .           | 7                            |
| \exemplaire . . . . .                | 16, <u>1240</u> |  |   | noshufflegroups (option) .. 7          |                              |
| \exemplairepair . . . . .            | <u>1117</u>     |  |   | \nouveau groupe . . . . .              | <u>367</u> , 403             |
| <b>F</b>                             |                 |  |   |  |                              |
| \fancypagestyle . . . . .            |                 |  |   | nowatermark (option) . . . . .         | 5, 7                         |
| ..... 1056, 1061, 1083               |                 |  |   | \NoWatermarkExterne ... <u>1183</u>    |                              |
| \fbox . . . . .                      | 1081            |  |   | \nr . . . . .                          | 58, 59                       |
| \footrulewidth 1059, 1078, 1088      |                 |  |   |  |                              |
| \formulaire . . . . .                | 16, 1246        |  |   |  |                              |

|                            |                         |                         |                         |
|----------------------------|-------------------------|-------------------------|-------------------------|
| <b>O</b>                   |                         | <b>S</b>                |                         |
| \onecopy                   | .... 1099, 1179, 1240   | \scoring                | 10, 552, 573, 600, 1237 |
| options:                   |                         | \scoringDefaultM        | 10, 552, 1238           |
| answers                    | ..... 7                 | \scoringDefaultS        | 10, 552, 1239           |
| automarks                  | ..... 8                 | \section                | ..... 484               |
| bloc                       | ..... 16                | separateanswersheet     | (op-                    |
| box                        | ..... 7                 | tion)                   | ..... 5, 7, 13          |
| calibration                | ..... 5, 7              | \shuffle@it             | ..... 431, 445          |
| catalog                    | ..... 7                 | \shufflegroup           | .. 11, 386, 1243        |
| chiffres                   | ..... 16                | \smash                  | ..... 946, 961          |
| completemulti              | ..... 7                 | \SujetExterne           | ..... 1183              |
| correc                     | ..... 16                | <b>T</b>                |                         |
| correcindiv                | ..... 16                | \textsc                 | ..... 1057              |
| digits                     | ..... 7                 | \tracepos               | ..... 205, 214, 223     |
| ensemble                   | ..... 16                | <b>U</b>                |                         |
| francais                   | ..... 8                 | \une@rep                | ..... 488,              |
| fullgroups                 | ..... 8                 | 489, 494, 498, 515, 519 |                         |
| indivanswers               | ..... 7                 | \useasboundingbox       | ..... 267               |
| init                       | ..... 7                 | <b>V</b>                |                         |
| insidebox                  | ..... 7                 | \var                    | ..... 58                |
| nopcode                    | ..... 6, 8              | \version                | ..... 1230              |
| noshuffle                  | ..... 7                 | \vrule                  | ..... 831               |
| noshufflegroups            | ..... 7                 | <b>W</b>                |                         |
| nowatermark                | ..... 5, 7              | \wrongchoice            | ..... 10,               |
| ordre                      | ..... 16                | 455, 456, 512, 574–583, |                         |
| outsidebox                 | ..... 7                 | 601–610, 898, 902, 1236 |                         |
| plain                      | ..... 8                 |                         |                         |
| postcorrect                | ..... 8                 |                         |                         |
| separateanswersheet        | ..... 5, 7, 13          |                         |                         |
| <b>P</b>                   |                         |                         |                         |
| \or                        | ..... 61, 63            |                         |                         |
| ordre (option)             | ..... 16                |                         |                         |
| outsidebox (option)        | ..... 7                 |                         |                         |
| \ouverte@vs                | ..... 526               |                         |                         |
| <b>Q</b>                   |                         |                         |                         |
| \pageref                   | ..... 1120              |                         |                         |
| plain (option)             | ..... 8                 |                         |                         |
| postcorrect (option)       | ..... 8                 |                         |                         |
| <b>R</b>                   |                         |                         |                         |
| \question                  | ..... 526               |                         |                         |
| question (environment)     | 8, 526                  |                         |                         |
| \QuestionIndicative        | ..... 10, 552, 572, 599 |                         |                         |
| questionmult (environment) | ..... 8, 526            |                         |                         |
| questionouverte (environ-  | ..... 526               |                         |                         |
| ment)                      |                         |                         |                         |
| <b>R</b>                   |                         |                         |                         |
| \raisebox                  | ..... 731               |                         |                         |
| \reponses                  | ..... 1232              |                         |                         |
| reponses (environment)     | ... 16                  |                         |                         |
| \reponseshoriz             | ..... 1233              |                         |                         |
| reponseshoriz (environ-    | ..... 16                |                         |                         |
| ment)                      |                         |                         |                         |
| \reponsesperso             | ..... 1234              |                         |                         |
| reponsesperso (environ-    | ..... 16                |                         |                         |
| ment)                      |                         |                         |                         |
| \restituegroupe            | ..... 16, 1244          |                         |                         |